



**Bal Bharati
PUBLIC SCHOOL**

Gangaram Hospital Marg, New Delhi-110060

(An Institution of the Child Education Society (Regd.))

Website : bbpsgr.balbharati.org ; e-mail : bbpsgrh@balbharati.org

PRIMARY DEPARTMENT

SUMMER HOLIDAYS

Assignments
2025-26

Exploring SDG Goals

Class: III

beach

Summer Holidays Assignment Session 2025-26

Class III

Dear Students,

Summer vacation is here—the time we all eagerly await! It's a chance to relax, connect with loved ones, and explore your interests. This year let's make the most of it by learning in a fun, creative, and impactful way that also benefits our planet and society.

Theme: Sustainable Development Goals (SDGs)

This summer, we are excited to introduce an assignment that revolves around the Sustainable Development Goals (SDGs), a global initiative created by the United Nations. These 17 goals aim to build a better, more sustainable world for everyone by addressing key issues like health, environment, and well-being.

The SDGs selected for each class are as follows:

- Class I: SDG 3 – Good Health and Well-Being
- Class II & III : SDG 15 – Life on Land
- Classes IV & V: SDG 13 – Climate Action

Through these activities, you will reflect on how you can contribute to a healthier, greener, and kinder world.

Understanding the SDGs

The SDGs, proposed by the United Nations, are a set of 17 global goals designed to address the world's most pressing challenges—from poverty and hunger to health, education, environmental conservation, and climate action. As young global citizens, it's important to learn how we can take care of ourselves, each other, and our planet.

What will you be doing?

Through hands-on activities, creativity, and reflection, you will explore the following SDGs:

- SDG 15: Life on Land – Protecting our forests, wildlife, and ecosystems
- SDG 13: Climate Action – Taking steps to combat climate change
- SDG 3: Good Health and Well-Being – Promoting healthy habits and mental wellness

These creative assignments will help you become more informed, empathetic, and responsible individuals, all while contributing to a better future.

Please Note:

All the children have to:

- revise all the work done in the class.
- do the theme-based assignment/project work allotted to their section.
- attempt the 4 subject based worksheets.
- attempt the 4 subject based worksheets attached in the document and keep them in a folder.
- do the Art education Holiday homework creatively.

Art

1. Complete Page no. 12,18,19,22,25 in your Art Express Book.

2. Papier-Mâché Rangoli on Cardboard / Canvas / MDF Board

<https://youtu.be/l6Ca1hsFqhA?si=A2kxW1d3mQO9f1tr>
https://youtu.be/Bn8qfM7oa9Y?si=QaOqjr_O_ktRMaVy

Make a beautiful Rangoli using papier-mâché paste on a firm base like cardboard, canvas, or MDF board. (Size- 8 inch in diameter)



Steps to follow:

1. Take old newspapers or tissue papers and tear them into small pieces.
2. Soak the paper pieces in water overnight or for a few hours until soft.
3. Blend or mash the paper into a paste.
4. Mix fevicol into the paste.
5. Add bright poster or acrylic colours to the paste.
6. Draw a rangoli design (refer to the image given below) on your base (8 inch in diameter).
7. Use your hands or a spoon to fill the design with coloured papier-mâché paste.
8. Once dry, decorate it with mirrors, or any other decorative material.

Rangoli Designs (Pick any one design)



(Kindly do not draw any other Rangoli design apart from the designs given above).

3. Folk Art Drawing (Choose Any One Style)

On an A3 size sheet, draw and colour a painting in any one of the following Indian Folk Art styles:

Preferred Colour medium: oil pastels or brush pens.

*Sharing sample images below for each of the painting style, please note these painting images are for reference purpose only, you can create them differently too.

Madhubani Art



Warli Art



Gond Art



Library

Roll no- 01-15 : Friendship Hanging

Write kind messages or nice qualities of a friend on paper cards or shapes. Then, hang these cards using strings or ribbons to make a beautiful friendship display. It shows how kindness and friendship bring us together!

Roll no- 16-30: Kindness Cards

Create a bright and colourful cards decorated with kind messages, drawings, or quotes about friendship and kindness. Use crayons, markers, stickers, or glitter to make them special. These cards can be given to your friends to brighten their day or kept as a reminder to always be kind and caring.

Roll no- 31-onwards: Kindness Rocks

Paint small stones or pebbles on colourful square or circle cardboard pieces. Make each "Kindness rock" bright and vibrant with beautiful colours and write at least one kind word on each piece.

Computer

Topic: SDG Goal 15 – Life on Land

Task: Fact File Creation

Tool: MS Word



Instructions:

- Open **MS Word** on your computer.
- Create a new document with the heading: **Life on Land – Facts** (Make the heading **bold** and set the **font size to 16.**)

Your document should include:

- **Three facts** about forests or animals.
- **Highlight all animal names in blue** and **forest names in green**.
- **Underline one important word** in each fact to show key ideas.
- Your work must be:
 - Neat and colourful using formatting tools
 - Typed and not handwritten
 - Creative and informative

Save and Submit:

- Save the file with this name: **Your Name_Class-Sec_Land_Facts.docx**
(Example: Aarav Sharma_3A_Land_Facts.docx)
- Click the below link, follow the instructions and upload the project.
<https://forms.gle/kNnw9m5BsLnhuNF98>

A Message to Parents

We request all parents to be facilitators and guides, while allowing children to complete the assignments independently. The objective of these activities is not perfection, but joyful learning, self-expression, and the development of essential life skills.

Please avoid the use of pre-made decorative materials or thermocol, which is harmful to the environment. Encourage your child to use eco-friendly and recycled materials creatively. Let their imagination shine through drawings, models, posters, journals, or any other expressive medium.

Why This Matters

The SDGs encourage children to become aware of important global issues and empower them to take small but meaningful actions in their daily lives. By participating in these activities, they will develop a deeper understanding of:

- Personal and community health
- The importance of protecting nature and biodiversity
- The urgency of climate change and our role in addressing it

Looking Ahead

All the creative work and efforts of our students will be proudly displayed during a **Post-Vacation Exhibition**. We look forward to celebrating their ideas, insights, and hard work.

Wishing all our students a **happy, healthy, and enriching summer!**
Let's make learning a joyful journey—one that shapes us into responsible and caring global citizens.



Class III

Sustainable Development Goal

Life on Land

‘Our children will care if we show them how’.



Land and forests are the foundation of sustainable development. Forests cover 30% of the Earth's surface and, in addition to providing food security and shelter, are key to combating climate change, protecting biodiversity and are home to the indigenous population. The Sustainable Development Goal 15 'Life on Earth' is all about protecting, restoring and promoting the sustainable use of all terrestrial ecosystems so that we can have a better future. The activities aim to educate our young learners about the need for and importance of conservation of the environment.

III A

Theme: Animal Life on Mountains

Roll no.: 1 to 12 - 3D Model of a Mountain Animal Habitat

Create a 3D diorama or model showing the habitat of a mountain animal such as a snow leopard, mountain goat, or Himalayan tahr.

Roll no.: 13 to 24 Poster: Mountain Wildlife Adaptations

Design a vibrant poster showcasing three mountain animals (such as the Yaks, Snow Leopards, and Mountain Eagles) and their unique adaptations to the cold, high altitude environment.

Roll no.: 25 to 36 - Mountain Animals

Make colourful cutouts of any 2 mountain animals. (approx.2 feet).

Roll no.: 37 to 48 - Animal Tracking Footprint Display

Create cutouts of animal footprints of three mountain animal using clay/play dough.

III B**Theme: Animal Life on Mountains****Roll no. 1 to 12 - Mountain Animal Shadow Box**

Create a 3D Food Chain Model of Mountain Animals.

Roll no. 13 to 24 - Animal Life on the Mountain – Storybook

Create a scrap book showcasing the characteristics, food habits etc. of a mountain animal.

Roll no. 25 to 36 - Animal Adaptation Flipbook

Create a flipbook illustrating the adaptation features of three mountain animals, showcasing how each animal has uniquely adapted to survive in their mountainous environment

Roll no. 37 to 48 - Himalayan Animal Mask

Design mask of any two a mountain animals.

III C**Theme: Animal Life on Mountains****Roll no. 1 to 12 - Mountain Animal Habitat Mobile**

Create a hanging mobile that illustrates the habitat of a mountain animal like the snow leopard, mountain goat, or Himalayan blue sheep.

Roll no. 13 to 24 - Animal Survival Poster

Design an A3 poster that depicting how mountain animals survive the extreme weather conditions in their environment.

Roll no. 25 to 36 - Mountain Animal Tracks Chart

Create a keychain of a mountain animal using clay, highlighting its unique features through your design.

Roll no. 37 to 48 - Mountain Animal Pop-Up Card

Create a pop-up card that shows a mountain ecosystem with a snow leopard, mountain goat, or other mountain animals.

III D**Theme: Animal Life on Plains and Deserts****Roll no. 1 to 12 - Diorama of Animal Life in the Plains**

Create a small 3D diorama of a plain, including animals such as gazelles, lions or cheetahs.

Roll no. 13 to 24 - Animal Adaptation Poster

Create an A3 size colourful poster showcasing how animals like camels, fennec foxes, and desert tortoises adapt to the extreme conditions of the desert.

Roll no. 25 to 36 - Clay Model of Desert Animals

Create clay models of desert animals such as snakes, lizards, and scorpions.

Roll no. 37 to 48 - Interactive Animal Track Map

Create a table calendar depicting 12 different desert animals.

III E**Theme: Animal Life on Plains and Deserts****Roll no. 1 to 12 - Animal Life Cycle Spinner**

Create a spinning wheels showing 3–4 stages the life cycle of any one land animal. (e.g., frog, butterfly, lion).

Roll no. 13 to 24 - Animal Puppets

Create puppets of any two land animals using recycled materials like socks, waste cloth, gloves etc.

Roll no. 25 to 36 - Desert Diorama/3D model with Real Sand

Create a diorama/model of any one Biodiversity National Park/ Wildlife Century.

Roll no. 37 to 48 - Habitat of Animals in Plains

Make a collage of animals found in plains using dried leaves.

III F**Theme: Animal Life on Plains and Deserts****Roll no. 1 to 12 - Animal Life in a Bottle**

Create a small, self-sustaining ecosystem inside a transparent bottle or jar.

Roll no. 13 to 24 – Kindness Towards Animals

Create a poster depicting kindness towards animals.

Roll no. 25 to 36 - Animal Burrow Models

Make a model of an animal burrow, such as a prairie dog or a desert tortoise, using natural materials like clay, twigs, leaves, and cotton.

Roll no. 37 to 48 - Desert Animal Puppet Show

Create puppets of desert animals like camels, foxes, or scorpions using socks, paper bags, or craft sticks.

III G**Theme: Endangered and Extinct Animals****Roll no. 1 to 12 - Endangered Animal Shadow Boxes**

Design a shadow box diorama inside a small box (like a shoebox) to depict the natural habitat of an endangered land animal.

Roll no. 13 to 24 - Endangered Animal Mask Parade

Design and create a mask of an endangered animal using foam, papermache, or cardboard.

Roll no. 25 to 36 - Endangered Animal Garden

Create a mini using potted plants that represent the habitat of an endangered species.

Roll no. 37 to 48 - Design a T-shirt

Design a t-shirt with a slogan on Kindness Towards Animals.

III H**Theme: Endangered and Extinct Animals****Roll no. 1 to 12 –Extinct Animal Pop-Up Book**

Create a pop-up book an extinct animals.

Roll no. 13 to 24 - Endangered Animal Collage

Make a table mat depicting any one endangered animal with two interesting facts about it.

Roll no. 25 to 36 Life Cycle Wheel of an Extinct Animal

Create a life cycle wheel for an extinct animal. Using round cardboard or thick paper, draw and colour the different stages of the animal's life, from birth to adulthood.

Roll no. 37 to 48 - Extinct Animal Puppet Show

Create a puppet of an extinct animal using socks, fabric, and other craft materials.



**Bal Bharati
PUBLIC SCHOOL**

Gangaram Hospital Marg, New Delhi-110060
{ An Institution of the Child Education Society (Regd.) }
Website : bbpsgr.balbharati.org ; e-mail : bbpsgr@balbharati.org

PRIMARY DEPARTMENT

Session- 2025-26

Assignment 1

Subject: English

Date: _____

Name: _____

Class III/Sec: _____ Roll No. _____

=====

Q1. Circle the Proper Nouns and underline the Common Nouns in the sentences below.

1. Ravi went to the park in the evening.
2. Delhi is the capital of India.
3. My brother and I like to eat mangoes.
4. Mrs. Sharma teaches us English.
5. The dog chased the cat around the garden.

Q2. Sort the words into Common Nouns and Proper Nouns.

Neha, Pune, river, Mumbai, boy, Taj Mahal, teacher, apple, Ganga, school

Common Nouns	Proper Nouns

Q3. Write P for Proper Noun and C for Common Noun.

- | | | | |
|-------------|-------|-------------|-------|
| 1. banana | _____ | 4. Red Fort | _____ |
| 2. Rohit | _____ | 5. flower | _____ |
| 3. mountain | _____ | 6. America | _____ |

Q4. Punctuate the following sentences.

1. where is my book

2. my name is tina

3. we went to agra last sunday

4. do you like ice cream

Q5. Fill in the blanks with suitable conjunctions (and, but, or, because).

1. I wanted to play outside _____ it was raining.
2. Would you like tea _____ coffee?
3. She is kind _____ helpful.
4. He was late _____ he missed the bus.
5. The room was big _____ it was very dark.

Q6. Use the correct punctuation mark (. or ?) to complete the given sentences.

1. How old are you ____
2. The sun rises in the east ____
3. Is this your bag ____
4. My father is a doctor ____
5. What is your name ____

Q7. Fill in the blanks with is, am, or are.

1. She _____ my best friend.
2. I _____ very happy today.
3. They _____ playing in the garden.
4. He _____ a good singer.
5. We _____ going to the zoo tomorrow.

Q8. Read the given passage and answer the following questions.

A little bird lived in a big tree. Every day, it flew around the tree and chirped happily. It had many friends, like squirrels, butterflies, and even frogs. The bird loved to sing early in the morning when the sun came up. It sang songs that made everyone smile. One day, the weather turned cloudy, and it started to rain. The bird went inside its nest and waited for the rain to stop. Soon, the sun came out again, and the bird flew happily around the tree, greeting its friends.

1. What did the bird do every day?

2. Who were the bird's friends?

3. What happened when it started to rain?

4. Find the word in the passage that is the opposite of 'happy'.

5. Write the opposite of the word 'cloudy'.

6. What did the bird do after the rain stopped?

a) went inside their nest

b) flew around, greeting its friends

PRIMARY DEPARTMENT

Session- 2025-26

Assignment 2

Subject: English

Date: _____

Name: _____ **Class III/Sec:** _____ **Roll No.:** _____

=====

Q1. Read the passage and answer the following questions.

Rina had a small garden behind her house. She planted red roses, yellow sunflowers, and pink lilies. Every morning, she watered the plants and talked to them softly. The butterflies loved to visit her garden. Rina felt very happy when she saw new flowers blooming. One day, a little rabbit came into her garden. It nibbled on some green leaves. Rina smiled and gave the rabbit a carrot. From that day, the rabbit visited her garden every morning.

1. Where was Rina's garden?

2. Name two types of flowers that Rina planted.

3. Find the word in the passage that means the same as 'growing'.

4. Write the opposite of the word 'small' from the passage.

Q2. Circle the pronouns in the following sentences.

1. She is reading a storybook.
2. They are playing in the park.
3. I love to eat mangoes.
4. He is my best friend.
5. We went to the zoo yesterday.

Q3. Replace the underlined words with the correct pronouns and rewrite the sentences.

1. Ravi and Sita are in the classroom.

2. The cat is sleeping under the table.

3. My father and I will go to the market.

Q4. Fill in the blanks with the correct form of the verb given in the bracket.

1. He _____ (go/goes) to school every day.
2. I _____ (like/likes) to dance.
3. The sun _____ (shine/shines) brightly.
4. We _____ (play/plays) football on Sundays.
5. She _____ (eat/eats) an apple every morning.
6. My brother _____ (help/helps) me with my homework.
7. Birds _____ (fly/flies) in the sky.
8. Rina _____ (sing/sings) sweetly.
9. You _____ (look/looks) happy today.
10. The dog _____ (bark/barks) at strangers.

Q5. Choose the correct form of verb and fill in the blank.

1. She _____ (dance/danced) at the party.
2. We _____ (visit/visited) the museum last week.
3. He _____ (paint/painted) a beautiful picture.
4. They _____ (watch/watched) a movie yesterday.
5. I _____ (jump/jumped) over the puddle.
6. Mother _____ (cook/cooked) delicious food.
7. The baby _____ (cry/cried) loudly.
8. The teacher _____ (ask/asked) a question.
9. The dog _____ (bark/barked) at the stranger.
10. She _____ (open/opened) the window.

Q6. Fill in the blanks with has, have or had.

1. She _____ a red bicycle.
2. They _____ many toys at home.
3. I _____ breakfast before I went to school.
4. My friend _____ a cute puppy.
5. We _____ a holiday last week.
6. The bird _____ a nest in the tree.
7. You _____ a big smile on your face.
8. He _____ fever yesterday.
9. I _____ a new book now.
10. The boys _____ a football match yesterday.

Primary Department
Session - 2024-25

Summer Assignment No. 3

Subject - English

Date: _____

Name: _____ Class: 3 / Section _____ Roll Number: _____

=====

Q1. Read the passage and answer the questions given below.

The Little Blue Boat

Once upon a time, there was a little blue boat. It lived in a big, sparkling lake. The boat loved to float on the water and feel the gentle waves. One sunny morning, a little girl named Lily came to the lake. She saw the little blue boat and smiled. "Oh, what a pretty boat!" she exclaimed. Lily carefully climbed into the boat. The little blue boat was happy to have a friend. They sailed all around the lake, exploring every little corner. Lily giggled as the wind blew through her hair, and the little blue boat bobbed up and down. It was a wonderful day for both of them.

a) Where did the little blue boat live?

b) What did the little blue boat like to do?

c) Find a word in the passage that means the same as 'cautiously'.

d) Lily _____ climbed into the boat.

e) What did Lily and the little blue boat do all around the lake? Tick the correct option.

i) played games

☐

ii) sang songs

☐

iii) explored every little corner

☐

iv) slept peacefully

☐

Q2. Rewrite the given sentence by changing the masculine gender with the feminine gender.

a) The boy is helping his father.

b) The king rode on a horse.

c) My uncle gave a gift to the prince.

d) The hero saved the king.

e) My father and brother went fishing.

f) The actor waved at the boys.

g) The grandfather is walking with his grandson.

h) The peacock danced in front of the lion.

Q3. Complete the story using 'a', 'an', or 'the'

In _____ small village, there was _____ honest farmer. He had _____ ox and _____ cow. Every morning, he took them to _____ field. One day, he found _____ injured bird under _____ tree. He gave it _____ little water and kept it in _____ safe place. After _____ few days, _____ bird was healthy and flew away.

Q4. Fill in the blanks with 'a', 'an', or 'the'.

a) She has _____ apple in her lunchbox.

b) We saw _____ elephant at the zoo.

c) _____ sun rises in the east.

d) My father is _____ doctor.

e) There is _____ rainbow in the sky.

f) _____ moon looks beautiful tonight.

g) I have _____ pet cat.

h) _____ ant is crawling on the table.

i) _____ teacher is reading a story.

j) We live on _____ Earth.

Primary Department
Session - 2024-25

Summer Assignment No. 4

Subject - English

Date: _____

Name: _____ Class: 3 / Section _____ Roll Number: _____

=====

Q1. Read the passage and answer the questions given below.

The Little Brown Bear

Once, there was a little brown bear. He lived in a cozy den in the woods. The little brown bear loved to eat sweet honey. He would look for buzzing bees near colourful flowers. When he found a hive, he would carefully reach in with his paw and take out some honey. Sometimes, he would see little rabbits hopping by. The little brown bear was a friendly animal. He never tried to scare the rabbits. He just watched them wiggle their noses.

a) What colour was the little bear?

b) Where did the little brown bear live?

c) What did the little brown bear love to eat?

d) What kind of animal was the little brown bear?

e) Find a word in the passage that means the same as 'frighten'.

Q2. Punctuate the following sentences.

a) What a beautiful flower

b) When I opened the door I saw a kitten.

c) Hurray We won the match.

d) I bought apples bananas oranges and grapes.

e) My best friends are Riya Sohan and Aditi.

f) She is kind helpful and smart.

g) Wow That's amazing.

Q2. Choose the correct verb from the box to complete the sentences.

sleep	sing	finish	play
go	swim	dance	write

a) The cat loves to _____ on the mat.

b) He likes to _____ with his toys.

c) I like to _____ very well in my music class.

d) We will _____ to school tomorrow.

e) They want to _____ their homework now.

f) She will _____ in the party.

i) We can _____ in the lake.

j) I want to _____ a letter to my friend.

Q3. Choose the correct verb from the options given in brackets.

a) The cat _____ (sleeps / runs) after the mouse.

b) They _____ (read / eat) their lunch together.

c) My father _____ (dances / drives) to work.

d) She _____ (flies/ reads) a storybook every night.

e) The birds _____ (sing / fly) in the sky.

Q4. Fill in the blanks with was or were.

a) I _____ at the park yesterday.

b) They _____ happy with their results.

c) She _____ playing with her toys.

d) We _____ excited about the trip.

e) The students _____ in the classroom.

f) It _____ a rainy day last week.



Bal Bharati
PUBLIC SCHOOL

Gangaram Hospital Marg, New Delhi-110060
(An Institution of the Child Education Society (Regd.))
Website : bbpsgr.balbharati.org ; e-mail : bbpsgr@balbharati.org

प्राथमिक विभाग

वर्ष - 2025-26

हिन्दी वर्कशीट - 1

विषय - हिंदी

तिथि: _____

नाम: _____

कक्षा: तीसरी / वर्ग _____

रोल नंबर: _____

प्र1. निम्नलिखित गद्यांश को पढ़िए और दिए गए प्रश्नों के उत्तर दीजिए ।

एक दिन राधा अपनी मम्मी के साथ बाज़ार गई। वहाँ उसने ताज़े फल और सब्ज़ियाँ खरीदीं। राधा ने देखा कि एक बूढ़ी अम्मा भारी थैला उठाने की कोशिश कर रही थीं। राधा ने उनकी मदद की और उनका थैला घर तक पहुँचाया। अम्मा ने राधा को आशीर्वाद दिया।

क) राधा किसके साथ बाज़ार गई थी ?

दादी ☐
बहन ☐

मम्मी ☐
दोस्त ☐

ख) बूढ़ी अम्मा ने राधा को क्या दिया ?

ग) राधा ने बाज़ार से क्या खरीदा ?

घ) अम्मा क्या उठाने की कोशिश कर रही थीं ?

ङ) दिए गए शब्दों से वाक्य बनाइए ।

i) मदद _____

ii) बाज़ार _____

च) सही या गलत का चिन्ह लगाइए।

i. राधा ने बाजार से किताब खरीदी। _____

ii. राधा ने एक बूढ़ी अम्मा की मदद की। _____

छ) गद्यांश में से चार सर्वनाम शब्द चुनकर लिखिए।

क) _____

ख) _____

ग) _____

घ) _____

प्र2. दिए गए शब्दों के वचन बदलिए।

क) टोकरी _____

ख) गुठली _____

ग) आम _____

घ) पौधा _____

प्र3. स्वरचित वाक्य बनाइए।

क) मीठे _____

ख) प्रतिदिन _____

ग) वर्षा _____

प्र4. दिए गए शब्दों के विपरीत शब्द लिखिए।

(क) बंद _____

(ख) सुबह _____

(ग) प्रसन्न _____

(घ) अंदर _____

(ङ) मोटा _____

(च) बड़ा _____

(छ) उदास _____

(ज) दिन _____

प्राथमिक विभाग

वर्ष - 2025-26

हिन्दी वर्कशीट - 2

विषय - हिंदी

तिथि: _____

नाम: _____

कक्षा: तीसरी / वर्ग _____

रोल नंबर: _____

प्र 1 निम्नलिखित गद्यांश को पढ़िए और प्रश्नों के उत्तर दीजिए।

एक जंगल में एक चतुर बंदर रहता था। वह रोज़ नदी किनारे पेड़ पर बैठता, अपने दोस्तों के साथ खेलता और फल खाता था। उसी नदी में एक मगरमच्छ भी रहता था। बंदर मगरमच्छ को भी फल देता था। मगरमच्छ की पत्नी को बंदर के दिए मीठे फलों का स्वाद बहुत पसंद आया। उसने मगरमच्छ से कहा, "मुझे उस बंदर का दिल खाना है, क्योंकि वह इतने मीठे फल खाता है।" मगरमच्छ ने बंदर को धोखा देने की योजना बनाई। मगरमच्छ ने बंदर को अपने ऊपर बिठा लिया। वह बोला, "बंदर भाई, मेरे घर चलो, मेरी पत्नी तुम्हारा दिल खाना चाहती है।" बंदर ने सोचा और बोला, "ठीक है, लेकिन मेरा दिल तो पेड़ पर ही रह गया है, पहले चलो वापस।" मगरमच्छ जैसे ही पेड़ के पास पहुँचा, बंदर फुर्ती से ऊपर चढ़ गया और बोला, "मैं जानता था कि तुम मुझे धोखा दोगे!" मगरमच्छ चुपचाप लौट गया।

प्रश्नों के उत्तर दीजिए।

(क) बंदर कहाँ रहता था?

(ख) मगरमच्छ की पत्नी क्या खाना चाहती थी ?

(ग) बंदर ने क्या कहकर मगरमच्छ से अपनी जान बचाई?

(घ) बंदर कैसा था?

(i) डरपोक

(ii) आलसी

(iii) चतुर

(iv) गुस्सैल

प्र 2 निम्नलिखित में से कौन-सा शब्द संज्ञा है ?

(क) वह

(ख) अच्छा

(ग) पुस्तक

(घ) मेरा

प्र 3 'लाल' किस प्रकार का शब्द है?

(क) संज्ञा

(ख) क्रिया

(ग) विशेषण

(घ) सर्वनाम

प्र 4 उसने मुझे बुलाया। इस वाक्य में 'उसने' कौन-सा शब्द है?

(क) सर्वनाम

(ख) क्रिया

(ग) संज्ञा

(घ) विशेषण

प्र 5 निम्नलिखित में से शुद्ध वर्तनी क्या है?

(क) परिच्छया

(ख) परीक्षा

(ग) परिक्षा

(घ) पारीक्षा

प्र 6 'नया' का विलोम शब्द है -

(क) सुंदर

(ख) अच्छा

(ग) पुराना

(घ) साफ

प्र 7 निम्नलिखित में से कौन-सी वर्तनी शुद्ध है?

(क) वरिक्स

(ख) व्रीकस

(ग) वृक्ष

(घ) वृक्षर

प्र 8 'धरा' का पर्यायवाची शब्द क्या होता है ?

(क) धरती

(ख) जल

(ग) हवा

(घ) आकाश

प्र 9 'बालक' का समानार्थी शब्द क्या है?

(क) गुरु

(ख) छात्र

(ग) पुत्र

(घ) लड़का

प्र 10 'दिन' का विलोम शब्द है -

(क) शाम

(ख) सुबह

(ग) दोपहर

(घ) रात

प्र 11 'राजू खेल रहा ___।' सही शब्द चुनिए।

(क) हूँ

(ख) हो

(ग) है

(घ) हैं

प्र 10 'जो सबको अच्छा लगे' — एक शब्द में क्या कहलाएगा?

(क) प्रसिद्ध

(ख) विशेष

(ग) प्रिय

(घ) अप्रिय

प्र 11 'जो पहना जाता है' — इसके लिए एक शब्द क्या होगा?

(क) वस्त्र

(ख) भोजन

(ग) बर्तन

(घ) जल

प्र 12 निम्नलिखित में से संज्ञा शब्द कौन सा है?

(क) दौड़ना

(ख) मीठा

(ग) दादाजी

(घ) जल्दी

प्र 13 "सीता खाना खा रही है" इस वाक्य में क्रिया शब्द चुनिए।

(क) सीता

(ख) खाना

(ग) खा रही है

(घ) है

प्राथमिक विभाग

वर्ष - 2025-26

हिन्दी वर्कशीट - 3

विषय - हिंदी

तिथि: _____

नाम: _____

कक्षा: तीसरी / वर्ग _____

रोल नंबर: _____

प्र 1 निम्नलिखित गद्यांश को पढ़िए और प्रश्नों के उत्तर दीजिए।

रामू एक छोटा सा लड़का है। वह गाँव में अपने माता-पिता के साथ रहता है। उसके घर के पास एक बड़ा बगीचा है। उसमें आम, अमरूद और नींबू के पेड़ लगे हैं। रामू रोज़ सुबह जल्दी उठकर बगीचे में जाता है और पेड़ों को पानी देता है। उसे पेड़-पौधों से बहुत प्यार है। रामू का एक पालतू कुत्ता भी है, जिसका नाम शेरू है। शेरू बहुत वफ़ादार और समझदार है। जब रामू स्कूल जाता है, तो शेरू उसका बैग दरवाज़े तक लाकर देता है। स्कूल से लौटने पर रामू और शेरू साथ खेलते हैं। रामू रोज़ पढ़ाई करता है और अपनी माँ की मदद भी करता है। रामू की यह आदतें सबको अच्छी लगती हैं। वह एक मेहनती और आज्ञाकारी बच्चा है।

प्रश्नों के उत्तर दीजिए।

(क) रामू कहाँ रहता है?

(ख) रामू के बगीचे में कौन-कौन से पेड़ हैं?

(ग) गद्यांश में से दो संज्ञा शब्द छाँटकर लिखिए।

(घ) इस गद्य को एक उपयुक्त शीर्षक दीजिए।

प्र 2 'रामू पढ़ रहा है।' वाक्य में 'रामू' क्या है?

(क) सर्वनाम

(ख) विशेषण

(ग) क्रिया

(घ) संज्ञा

प्र 3 'मैं' स्कूल जा रहा ___।' रिक्त स्थान भरिए।

(क) है

(ख) हैं

(ग) हूँ

(घ) हो

प्र 4 'बच्चे खेल रहे ___।' रिक्त स्थान के लिए सही शब्द चुनिए।

(क) हूँ

(ख) है

(ग) हो

(घ) हैं

प्र 5 'मैं' शब्द का सही प्रयोग कौन-से वाक्य में किया गया है?

(क) मैं किताब पढ़ी।

(ख) मैं बाजार गया।

(ग) मैं सोता है।

(घ) मैं खाना है।

प्र 6 'छोटा' का विलोम शब्द क्या है?

(क) नया

(ख) बड़ा

(ग) ऊँचा

(घ) भारी

प्र 7 'प्रकाश' का विलोम शब्द चुनिए।

(क) ध्वनि

(ख) प्रकाशक

(ग) अंधकार

(घ) चमक

प्र 8 'गाड़ी' शब्द के समान अर्थ वाला शब्द कौन सा है?

(क) मोटर

(ख) साइकिल

(ग) टायर

(घ) चलना

प्र 9 'खेलना' किस प्रकार का शब्द है?

(क) संज्ञा

(ख) विशेषण

(ग) क्रिया

(घ) सर्वनाम

प्र 10 'सो रहा है' — इसमें 'सो' क्या है?

(क) क्रिया

(ख) संज्ञा

(ग) विशेषण

(घ) सर्वनाम

प्र 11 सही विराम चिन्ह लगाइए: "क्या तुम चलोगे__"

(क) ।

(ख) ?

(ग) !

(घ) ,

प्र 12 'किताबें' किसका बहुवचन रूप है?

(क) किताब

(ख) कागज

(ग) कलम

(घ) लेख

प्र 13 'वे स्कूल गए।' वाक्य में 'वे' क्या है?

(क) क्रिया

(ख) विशेषण

(ग) संज्ञा

(घ) सर्वनाम

प्र 14 'लाल गुलाब' — इसमें 'लाल' शब्द क्या है?

(क) क्रिया

(ख) विशेषण

(ग) संज्ञा

(घ) सर्वनाम

प्र 15 'गाय' शब्द का लिंग क्या है?

(क) पुल्लिंग

(ख) स्त्रीलिंग

(ग) नपुंसकलिंग

(घ) कोई भी नहीं

प्र 16 'बच्चा' – इस शब्द का बहुवचन बताइए?

(क) बच्चा

(ख) बच्चों

(ग) बच्चे

(घ) बच्चो

प्र 17 घड़ियाल के कितने पैर होते हैं?

(क) दो

(ख) चार

(ग) छह

(घ) आठ



Bal Bharati
PUBLIC SCHOOL

Gangaram Hospital Marg, New Delhi-110060
(An Institution of the Child Education Society (Regd.))
Website : bbpsgr.balbharati.org ; e-mail : bbpsgrh@balbharati.org

प्राथमिक विभाग

वर्ष - 2025-26

हिन्दी वर्कशीट - 4

विषय - हिंदी

तिथि: _____

नाम: _____

कक्षा: तीसरी / वर्ग _____

रोल नंबर: _____

=====

संज्ञा

प्र1 नीचे दिए गए वाक्यों में संज्ञा शब्दों पर गोला लगाइए।

- क) मोहन का घर सुंदर है।
- ख) हम ताजमहल देखने गए थे।
- ग) यमुना नदी हमारे गाँव से गुजरती है।
- घ) मेरे पापा विद्यालय जाते हैं।
- ङ) मोहन के पास तीन पुस्तकें हैं।

प्र2 संज्ञा शब्दों से वाक्य पूरे कीजिए।

- क) ताजमहल _____ में है।
- ख) राधा _____ पढ़ती है।
- ग) जंगल में _____ दहाड़ता है।
- घ) सोहन के पिता का नाम _____ है।
- ङ) _____ एक बहुत खूबसूरत फूल है।
- च) मुझे _____ खाना बहुत पसंद है।

पुस्तक,
शेर,
आगरा,
समोसा,
दशरथ,
गुलाब

प्र3 नीचे दिए गए गद्यांश में से संज्ञा शब्द छाँटकर लिखिए।

भारत की उत्तरी सीमा पर स्थित जम्मू व कश्मीर एक छोटा - सा राज्य है। यह राज्य अपनी प्राकृतिक सुंदरता के लिए पूरे विश्व में प्रसिद्ध है। श्रीनगर इसी राज्य की राजधानी है। श्रीनगर झेलम नदी के दोनों तटों पर बसा बहुत सुंदर शहर है। एक तट से दूसरे तट तक जाने के लिए झेलम नदी पर कई पुल बने हैं। श्रीनगर में एक बहुत बड़ी और बहुत सुंदर झील है। इस झील का नाम ' डल झील ' है।

प्र4 निम्नलिखित वाक्यों में उचित संज्ञा शब्द चुनिए।

क) _____ दिन के समय रोशनी देता है।

सूरज

तारे

बादल

ख) हम पढ़ने के लिए _____ जाते हैं।

बाज़ार

विद्यालय

मॉल

ग) _____ हमारे कपड़े सिलता है।

धोबी

सुनार

दरजी

घ) आकाश में _____ छा गए।

बादल

फूल

पहाड़

अपठित गद्यांश

प्र5 नीचे दिए गए गद्यांश को ध्यान से पढ़कर प्रश्नों के उत्तर दीजिए ।

रणवीर की राशन की दुकान थी। उसकी दुकान पर दाल , चावल और आटे से लेकर नमकीन , बिस्कुट आदि सब कुछ मिलता था। ऐसी कोई चीज़ न होगी जो उसकी दुकान पर न मिलती हो। एक बार दुकान पर रखी शहद की बोतल गिर कर टूट गई। चारों ओर से कई मक्खियाँ उस बिखरे शहद पर टूट पड़ीं। सब कुछ भूलकर वह शहद चाटने लगीं। वे शहद चाटने में इतनी मग्न हो गई कि उन्हें पता ही नहीं चला कब उनके पैर शहद में चिपक गए। अब उनके लिए उड़ना मुश्किल हो गया। उन्हें अपने लालच पर पछतावा होने लगा।

क) रणवीर की दुकान पर मिलने वाली किन्हीं दो चीज़ों के नाम लिखिए।

_____।

ख) किस चीज़ की बोतल टूट गई?

_____।

ग) दिए गए शब्द का विपरीत शब्द गद्यांश में से ढूँढ़कर लिखिए।

(i) आसान

घ) दिए गए गद्यांश में मक्खी शब्द का बहुवचन शब्द ढूँढ़कर लिखिए।

(i) मक्खी

Primary Department

Session - 2025-26

Summer Assignment No. 1

Subject - Mathematics

Date: _____

Name: _____ Class: 3 / Section _____ Roll Number: _____

1. Use the digits 8, 2, 5, 0 and 3 to

a) form the largest 2-digit number. _____

b) form the smallest 3-digit number. _____

c) form the largest 4-digit number. _____

d) form the largest 5-digit number. _____

2. Mrs. Sharma wrote a 4-digit number on the blackboard. Three students Anshu, Vishal and Badal said the following statements about that number.


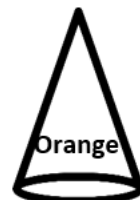
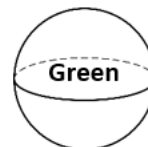
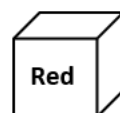
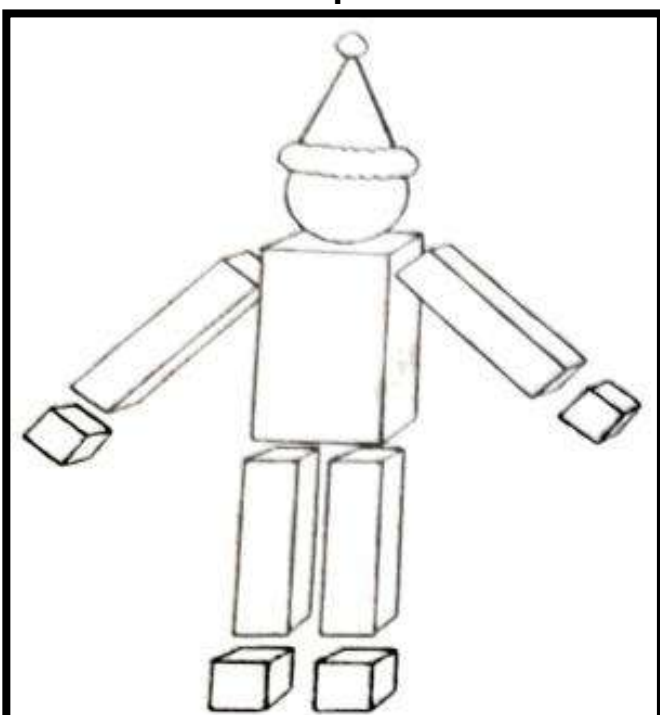
Anshu: "It is 4-digit number but not the least."

Vishal: "It is less than largest 4-digit number but greater than 9997."

Badal: "Its hundreds place digit place is 9."

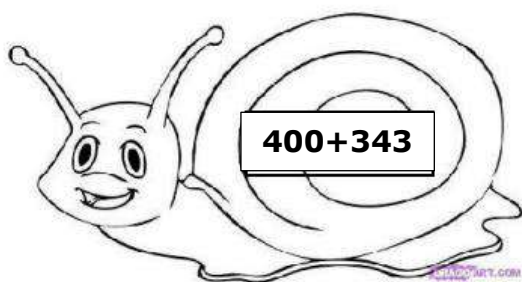
If all the three students said the truth, then find the number.

3. Colour the picture using the colour code given below. Count and write the number of each solid shape.



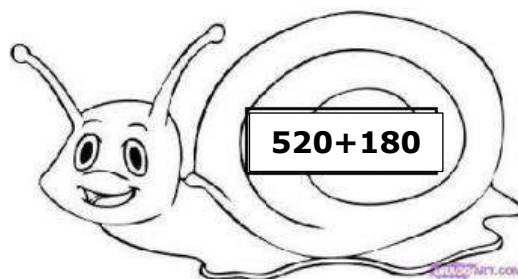
4. Add the numbers given in each snail and circle the snail having the greatest sum.

a)



Sum: _____

c)



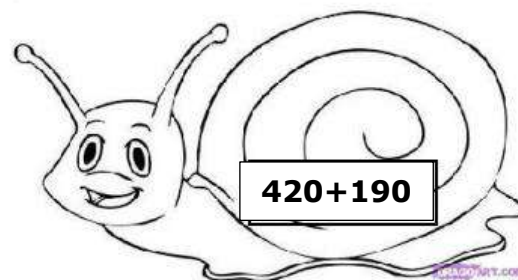
Sum: _____

b)



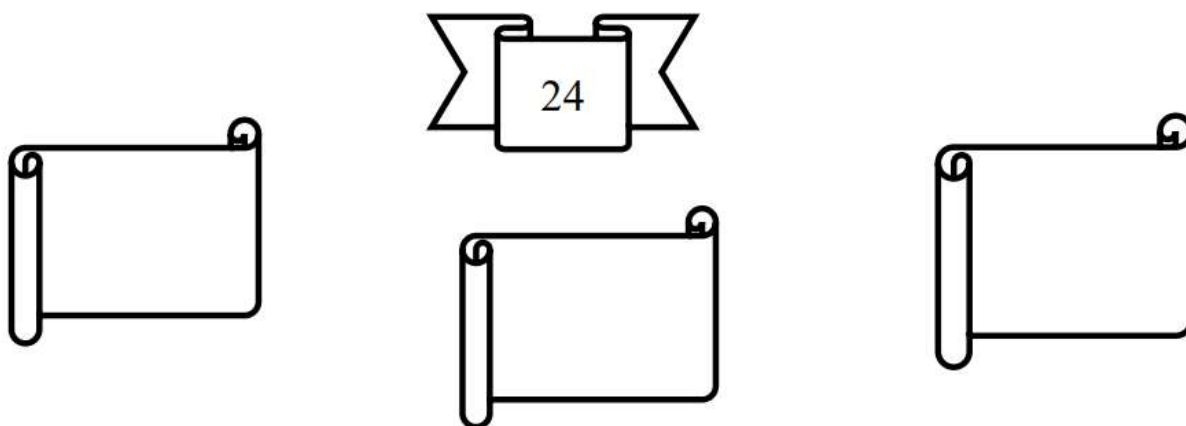
Sum: _____

d)

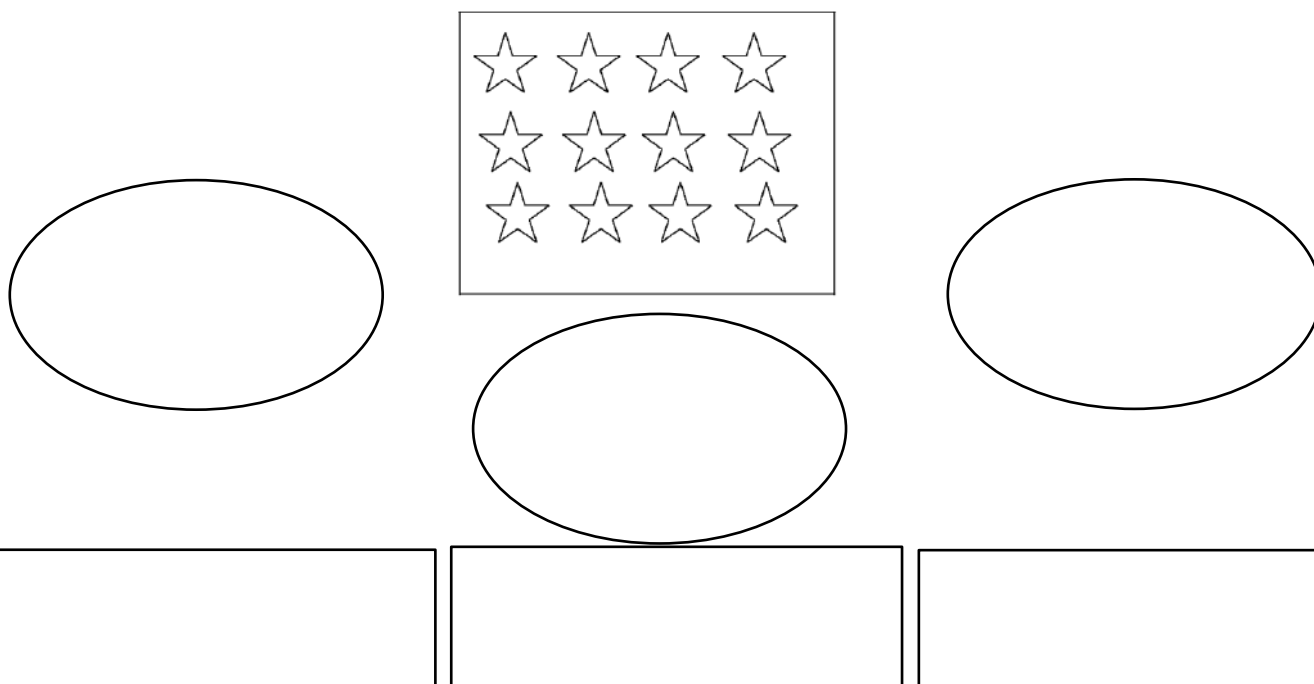


Sum: _____

5. Write suitable multiplication facts to get the number given in the box as a product.



6. Count and divide the given stars into 3 equal groups and write the division fact.



Primary Department
Session - 2024-25

Summer Assignment No. 2

Subject - Mathematics

Date: _____

Name: _____ Class: 3 / Section _____ Roll Number: _____

1. Tick the correct answer.

a) The greatest 4-digit number with different digits and 5 at hundreds place is _____.

- (i) 9599 (ii) 9876 (iii) 9587 (iv) 9856

b) Which of the following options shows the given numbers arranged in descending order?



P



Q



R



S

- (i) Q, R, S, P (ii) S, P, R, Q (iii) P, Q, S, R (iv) S, R, P, Q

c) Which of the numbers should NOT be placed in the box to have the numbers in descending order?

7952

5642

?

2341

- (i) 2431 (ii) 3241 (iii) 5611 (iv) 5946

d) In which of the following numbers, the digits cannot be rearranged to get another 4-digit number?

- (i) 5000 (ii) 6205 (iii) 8975 (iv) 8957

2. Guess who am I?

- I am a 4-digit number.
- My tens place is an even number between 5 and 8.
- The digit at my hundreds place is greatest 1-digit number.
- The digit at my thousands place is smallest one digit even number.
- The digit at my ones place is half of the digit at tens place.

Th	H	T	O

3. Choose the numbers from the box and answer the following questions.

498	589	381
298	945	100
579	986	666

a) Which numbers have the same value at their hundreds place.

b) Write the expanded form of the numbers in which tens and ones digit are same.

c) By subtracting my digits at tens and ones place you will get zero, but on adding tens and ones place you will get 12. Find me. _____

4. Write the number names of the following.

a) Largest 4-digit even number.

b) Smallest 4-digit odd number.

c) Smallest 4-digit even number.

5. There are four cars parked in a garage. Their numbers are given below:

a) Find the odd and even car numbers.

Odd : _____

Even : _____

b) Write these car numbers in expanded form.

c) Find the sum of the biggest and the smallest car numbers.





Bal Bharati
PUBLIC SCHOOL

Gangaram Hospital Marg, New Delhi-110060
{ An Institution of the Child Education Society (Regd.)}
Website : bbpsgr.balbharaati.org ; e-mail : bbpsgrh@balbharaati.org

Primary Department
Session - 2025-26

Summer Assignment No. 3

Subject - Mathematics

Date: _____

Name: _____ Class: 3 / Section _____ Roll Number: _____

1. Arrange the digits 8,0,1,9 to form the greatest and the smallest numbers. Do not repeat any digit.

Number	Greatest	Smallest
Number Name		
Expanded Form		
Is the number even or odd?		
Face value and Place Value of 8		

2. Encircle the correct numeral.

- | | | | |
|--------------------------------------|--------|------|------|
| a) 6 Thousands + 4 Hundreds + 3 Ones | = 6340 | 6403 | 6043 |
| b) 9 Thousands + 5 Hundreds + 9Tens | = 9590 | 9905 | 9095 |
| c) 3 Thousands + 8 Hundreds | = 3080 | 3800 | 3008 |
| d) 4 Hundreds + 3 Ones | = 403 | 430 | 4003 |
| e) 5 Thousands + 6 Ones | = 5060 | 5006 | 5600 |
| f) 7 Thousands + 9 Ones | = 7090 | 7009 | 7900 |

3. Jack and Jones are twin brothers. They are planning a birthday party at a restaurant which is 35 km away from their home. Their mother asks them to buy a return gift for each friend. They purchased watches for 1155 rupees, diaries for 750 rupees and a bag for 477 rupees.

Read the above passage and answer the following questions:

a) Write all the odd numbers from the passage.

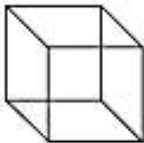




b) Write the successor of 1155.

c) Write the face value of 7 in 750.

d) Write the expanded form of each number given in the passage.



4. Complete the table.

	Objects	Whether it has corners	Number of corners	Number of edges
(a)				
(b)				
(c)				
(d)				
(e)				



Primary Department
Session - 2025-26

Summer Assignment No. 4

Subject - Mathematics

Date: _____

Name: _____ Class: 3 / Section _____ Roll Number: _____

1. Reena's car number has 7 hundreds, 0 tens, 5 thousands and 9 ones. What is the number of her car?

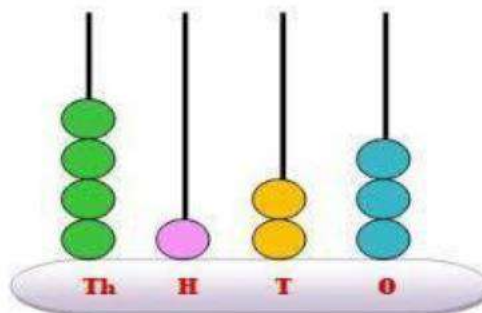
The number of Reena's car is _____



2. Underline the odd numbers with red and even numbers with blue colour.

6481	1239	7945
5462	2081	4228
9087	6476	2564

3. Which number does the abacus show?



Number formed : _____

Predecessor of the number is : _____

Successor of the number is : _____

4. Collect information about the birth year of your parents, grandparents, uncle, and aunt. Write their birth year numbers on the train coaches and answer the questions given below.



Grandfather


Grandmother

Father

Mother

Uncle

Aunt



a) Arrange these years in ascending and descending order.

Ascending order : _____

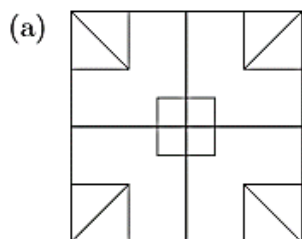
Descending order : _____

b) Write the expanded form of the birth year number of the eldest member. _

c) Write the number name of the birth year of the youngest member.

d) Write the birth year numbers which are even.

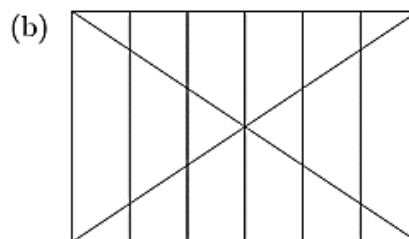
5. Count the number of rectangles, triangles and squares in the given shapes.



(i) Number of triangles =

(ii) Number of squares =

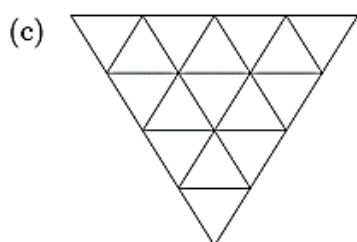
(iii) Number of rectangles =



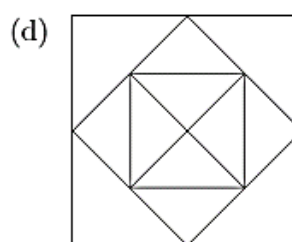
(i) Number of triangles =

(ii) Number of squares =

(iii) Number of rectangles =



(i) Number of triangles =



(i) Number of triangles =

(ii) Number of squares =



Session- 2025-26

Summer Assignment 1

Subject: EVS

Date: _____

Name: _____

Class III/Sec: _____

Roll No. _____

A. Choose the correct answer.

Q1. Sun rises in this direction.

- a. west ☐ b. east ☐ c. south ☐

Q2. Which of the following would you use for travelling out of the country?

- a. car ☐ b. bus ☐ c. aeroplane ☐

Q3. Which of the following is not used as a spice?

- a. raisins ☐ b. red chilli ☐ c. turmeric ☐

Q4. We must play games as -

- a. they keep us fit and healthy. ☐
b. they help us to relax and refresh our mind. ☐
c. both a and b ☐

Q5. Which of the following is the correct match of the type of plant and its example?

- a. herb – mango ☐ b. shrub – rose ☐ c. tree – tomato ☐

Q6. Rainy season is also called -

- a. spring ☐ b. autumn ☐ c. monsoon ☐

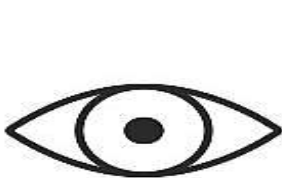
Q7. _____ is a basic common need of both plants and animals?

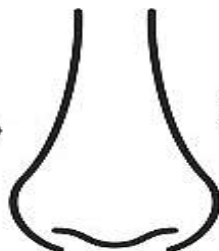
- a. soil ☐ b. stem ☐ c. water ☐

Q8. A place where you will go to buy stamps.

- a. hospital ☐ b. school ☐ c. post office ☐

B. Colour and name the sense organs.











C. Case based questions

I. One morning, Arya saw a small bird lying on the ground near her garden. It had hurt its wings and couldn't fly. Arya gently picked it up and placed it in a cardboard box with soft cloth. He gave it water and some seeds. He also asked his parents to call a vet. After a few days of care, the bird was healthy again and flew away.

1. Which of these is the best food for most birds?

- a) meat ☐ b) grass ☐ c) seed ☐

2. Which body part helps the bird to fly?

- a) legs ☐ b) wings ☐ c) beak ☐

3. What value did Arya show by helping the bird?

- a) bravery ☐ b) honesty ☐ c) kindness ☐

4. What should we do when we see an injured animal?

- a) run away ☐ b) hurt it more ☐ c) help it or call an adult ☐

II. Riya planted a few seeds in her garden. She gave them water every day and placed the pots in sunlight. After a few days, she saw small green shoots coming out of the soil.

1. What helped the seeds grow into small plants?

- a) toys and books ☐ b) water and sunlight ☐ c) air and sound ☐

2. What part of the plant first comes out of the seed?

- a) leaf ☐ b) flower ☐ c) root ☐

III. Aarav's school had a big tree in the playground. During summer, children sat under it for shade. Birds made nests in its branches. Aarav saw a few boys trying to break the branches. He stopped them and told them, "Trees give us shade, food, and a home for birds. We should protect them!"

Q1. What do trees give us?

- a) air and food ☐ b) clothes and money ☐ c) mobile phones ☐

Q2. The birds live in the tree to -

- a) get cold drinks ☐ b) play games ☐ c) make nests and stay safe ☐

Q3. What value did Aarav show?

- a) laziness ☐ b) anger ☐ c) care for nature ☐

Q4. What part of the tree provides shade?

- a) bark ☐ b) roots ☐ c) leaves and branches ☐

Summer Assignment 2

Subject: EVS

Date: _____

Name: _____ Class III/Sec: _____ Roll No. _____

Q1. Name any two games / sport that your grandparents played as kids.

Ans. a) _____ b) _____

Q2. Name two indoor games that you like to play with your friends.

Ans. I like to play _____ and _____ with my friends.

Q3. Answer in one word.

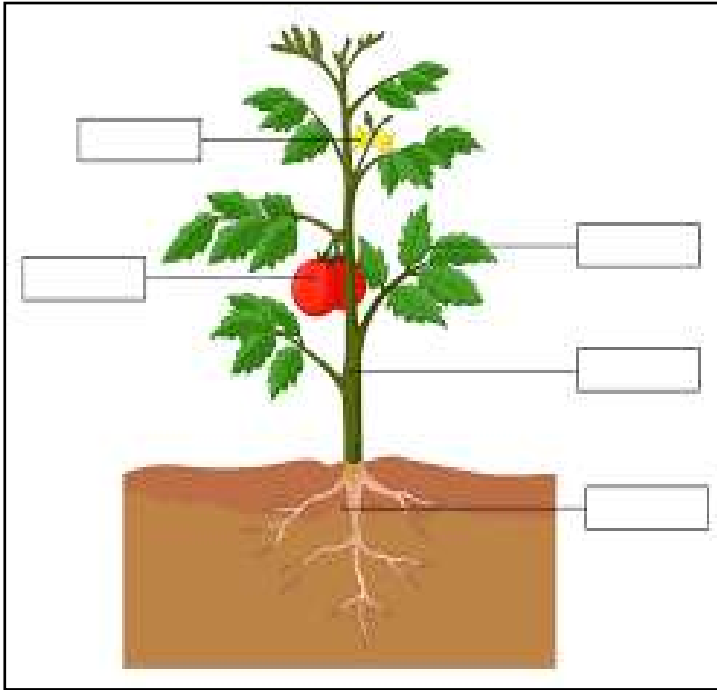
- a) A sport that uses a net, a racket, and a shuttlecock. _____
- b) Number of players in a cricket team. _____
- c) Other name for football. _____
- d) Official dress colour of the Indian cricket team. _____
- e) A sport that is played with a table, rackets, and a small ball. _____
- f) A sport known as the sport of kings. _____

Q4. Find and circle the names of ten birds in the grid.

R	T	U	H	T	W	C	R	A	N	E
A	P	A	R	R	O	T	F	D	B	I
H	G	S	Q	Z	O	W	G	H	J	K
A	H	E	N	L	D	O	T	E	E	S
W	U	A	C	S	P	A	R	R	O	W
K	C	G	U	H	E	M	G	O	I	A
T	R	L	D	U	C	K	A	N	E	L
H	O	E	E	J	K	O	Q	F	M	L
K	W	B	D	L	E	P	D	R	U	O
V	U	L	T	U	R	E	U	W	I	W



Q5. Label the different parts of a plant.



Name the part of the plant that -

- *makes food for the plant- _____
- *helps the plant stand upright- _____
- *holds the plant in the soil - _____
- * has seeds in it - _____
- * turns into a fruit - _____
- * absorbs nutrients from the soil _____
- *gives out oxygen - _____
- * carries water and food to different parts of the plant- - _____

Q6. Tick the correct answer.

i) Which of the following plants has thorns-

- a) grass b) spinach c) rose

ii) Which of the following is a plant product-

- a) perfume b) wool c) milk

iii) Which of the following parts of the plant makes food for it?

- a) fruit b) leaves c) root

iv) A _____ needs support to grow upwards.

- a) tree b) climber c) shrub

Q7. Read the clues and identify the plants as herb / shrub / tree / creeper / climber

1. I am medium sized with a hard and woody stem. I am bushy and live for a few years. I am a _____.

2. I cannot stand erect. I creep on the ground. I am a _____.

3. I am tall with a strong, hard and woody stem called trunk. I live for many years. I also have many branches. I am a _____.

Q8. Name two animals, two birds and two plants that you have seen in a park.

Ans. _____



Session- 2025-26

Summer Assignment 3

Subject: EVS

Date: _____

Name: _____

Class III/Sec: _____ Roll No. _____

=====

Q1. Arrange the following animals according to their size in the table given below.






Spider	lion	rat	fox	tiger	bear
housefly	kangaroo	ostrich	dog	ladybird	
mongoose	giraffe	whale	bat	cat	

Very big animals	Big animals	Small animals	Very small animals	Tiny animals

Q2. Write true or false against each statement.

- a. Animals use their tail for different purposes. _____
- b. The thin tail of a kangaroo helps it to maintain its balance. _____
- c. The long bushy tail of a squirrel helps it to fly away insects that sit on it. _____
- d. Cows and buffaloes have thin long tails. They use their tails to keep the balance while leaping and climbing. _____
- e. A monkey uses its long tail to swing from one branch to another. _____
- f. A fish uses their tail fin to change direction while moving in water. _____
- g. All animals that have wings can fly. _____
- h. Some animals sleep during the day and are active at night. _____

Q3. Colour the pictures, identify and classify the animals as herbivores, carnivores, omnivores, or scavengers



Q4. Circle the correct option.

A. Ravi saw an animal that lives both in water and on land. It has smooth, slippery skin and jumps high. Which animal did he see?

- (a) turtle (b) duck (c) frog (d) deer

B. Mia saw an animal in her garden. It had six legs, a pair of antennae, and could fly. Which animal did Mia most likely see?

- (a) frog (b) butterfly (c) rabbit (d) fish

Q5. Circle the odd one out.

- | | | | |
|--------------|--------|-----------|----------|
| a) lion | tiger | dog | leopard |
| b) crow | parrot | eagle | rabbit |
| c) frog | fish | crocodile | elephant |
| d) butterfly | ant | snake | honeybee |

PRIMARY DEPARTMENT

Session- 2025-26

Summer Assignment 4

Subject: EVS

Date: _____

Name: _____

Class III/Sec: _____

Roll No. _____

Q1. Tick the correct option

a) We should not eat uncovered food because –

- i) it is very good for health. ☐
- ii) uncovered food holds a lot of harmful germs which may cause diseases to our body. ☐
- iii) it is very tasty. ☐

c) Which of the following insects glows in the dark at night?

- i) dragonfly ☐
- ii) glow-worm ☐
- iii) housefly ☐

c) Why should we keep our surroundings clean?

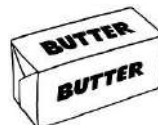
- i) to invite more insects ☐
- ii) to stop harmful insects from spreading germs and causing diseases ☐
- iii) to have fun with insects ☐

d) Aman saw some honeybees sitting on flowers in the park. His teacher said they were collecting something sweet. What were the honeybees collecting?

- i) water ☐
- ii) nectar ☐
- iii) leaves ☐

Q3. Identify the insects with the help of picture clues

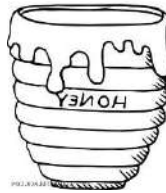
a) The first part of its name is



b) This insect shares its name with a popular sport.



c) The first part of its name is



d) The first part of this insect's name is



e) The first part of the insect's name is



Q3. Read the given paragraph carefully and answer the given questions.

Insects are tiny creatures that can be found everywhere. They have six legs and most of them have wings. Insects like butterflies, bees, and dragonflies fly around flowers to collect nectar. Some insects, like ants, live in large groups called colonies. They work together to find food and build their homes. Insects are very important to our environment. They help pollinate flowers, which means they help plants grow and make fruits. Without insects, many plants would not be able to grow.

a) How many legs do insects have?

- (i) four (ii) six (iii) eight (iv) ten

b) Where do ants live?

- (i) in trees (ii) in colonies (iii) in water (iv) in nests

c) What do insects help plants to do?

- (i) grow and make fruits (ii) sleep (iii) swim (iv) run

d) How do bees and butterflies help us?

- (i) play (ii) pollinate (iii) sleep (iv) build