

PRIMARY DEPARTMENT

Annual Syllabus

Session: 2024-25

Class IV

English				
Books	1. My New Canvas-Course Book-4 Pearson 2. Cornerstone Grammar and Composition Skills Book 4- Pearson 3. Panorama- A Collection of Short Stories - 4 PP Publications			
Note	a. Spelling and sentence formation to be done from each lesson. b. Comprehension and Vocabulary to be covered in each lesson. c. Worksheets will be done at the completion of the topic. d. Weightage will be given to Project work and activities conducted during each term. e. Record of all activities/ project work to be maintained in a folder.			
Month	Content	Learning Outcomes	Skills	Activities/Methodology
Term I April	Coursebook <ul style="list-style-type: none"> Wonderful Kalam 	Students will be able to: <ul style="list-style-type: none"> read the text fluently and with correct pronunciation. learn about Dr Abdul Kalam and his contributions as a scientist. acknowledge the significance of hard work. enhance vocabulary. understand the correct usage of prefixes and suffixes to form new words. 	<ul style="list-style-type: none"> Core listening. Reading and Comprehension Group Discussion Vocabulary Building 	<ul style="list-style-type: none"> Open Discussion about Abdul Kalam's life and teachings, discussing the importance of setting ambitious goals, overcoming obstacles, and striving for excellence. Silent Reading of the text. Sharing Anecdotes about famous scientists. Written tasks - New Words, Question-Answers, RTC, Sentence Making Spelling Bee Speaking Activity-Narrating success story of the Missile Man.

- The Champa Flower

Grammar:

- Kinds of Nouns (Proper nouns, Common Nouns, Collective Nouns)

- recite the poem with the correct intonation and voice modulation.
- appreciate the poem.

- identify different types of nouns.

- Memorisation
- Recitation

- Application
- Grammatical Skills

- **Model Recitation**
Recitation by students.

- **New Words**

- **Recapitulation** of nouns already done
- **Toy Pedagogy-** Classify and sort kinds of nouns using stick puppets.




- **Exercises**
- **Online Quiz**



- Self-made PPT or video will be shown for conceptual clarity.


Collective Nouns

- Collective nouns : Names a group of people or things.
- Examples: Family, herd, class, troop, club, etc.

		
• A gaggle of geese	# a string of pearls	# a pride of lions

	<ul style="list-style-type: none"> • Kinds of nouns (Countable and Uncountable Nouns) 	<ul style="list-style-type: none"> • Classify nouns as countable or uncountable. 	<ul style="list-style-type: none"> • Identification • Classification • Conceptual Knowledge 	<ul style="list-style-type: none"> • Art Integration - Collage Making Pasting pictures from newspapers/magazines and creating a collage of countable and uncountable nouns.  <ul style="list-style-type: none"> • Extramarks Module • Exercises - Identification/classification of countable and uncountable nouns • Quiz
<p>May</p>	<p>Writing Task</p> <ul style="list-style-type: none"> • Picture Composition 	<ul style="list-style-type: none"> • recollect thoughts and express them correctly. • enhance creativity. • describe the given picture using their understanding and imagination. 	<ul style="list-style-type: none"> • Imagination • Vocabulary Building • Expression 	<ul style="list-style-type: none"> • Explanation of structure using picture displayed on interactive board/extra marks module. • Interactive discussion • Writing task- Students will write independently about the given picture. • Guided writing with the help of hints
<p>July</p>	<p>Coursebook</p> <ul style="list-style-type: none"> • How I Taught My Grandmother to Read. 	<ul style="list-style-type: none"> • read the text fluently and with correct pronunciation. • develop vocabulary and learn usage of "new words". • appreciate the value of education and literacy. 	<ul style="list-style-type: none"> • Gist listening • Scanning the text for answers. • Critical thinking • Role Play • Expression • Collaboration 	<ul style="list-style-type: none"> • Silent Reading • Interactive Discussion about the power of education and the importance of being self-independent. • Video based on the story.



	<ul style="list-style-type: none"> Articles 	<ul style="list-style-type: none"> define and distinguish between indefinite and definite articles. understand the usage of indefinite and definite articles. 	<ul style="list-style-type: none"> Concept Building Comprehension Application 	<ul style="list-style-type: none"> Written exercises- inserting the correct article in a given sentence/paragraph. Editing PPT/ Video Online Game Toy Pedagogy-Recapitulation through board game. 
<p>August</p>	<p>Thomas Alva Edison (poem)</p>	<ul style="list-style-type: none"> read the poem with correct pronunciation and intonation. know about Thomas Alva Edison. appreciate and enjoy the poem. recognise the rhyme scheme in a poem. develop vocabulary. 	<ul style="list-style-type: none"> Recitation Comprehension Appreciation 	<ul style="list-style-type: none"> Warm up (Inspiring Journey of Edison) Recitation by teacher and students. Explanation with the help of anecdotes. Toy Pedagogy- Create a model of a lamp or electric bulb and share the importance of electric bulb.  <ul style="list-style-type: none"> Flashcards Written Exercises Puzzles/Crossword Audio- Video clips Editing Exercises

	<p>Grammar:</p> <ul style="list-style-type: none"> ● Simple Tenses- Present, Past and Future <p>Writing Task Guided Paragraph writing</p>	<ul style="list-style-type: none"> ● understand the correct usage of three tenses. ● change the tense of a sentence as instructed. ● write a paragraph on the given topic with the help of the hints provided. ● to recollect thoughts and express them correctly. ● enhance creativity. 	<ul style="list-style-type: none"> ● Concept Building ● Comprehension ● Appreciation ● Imagination ● Vocabulary Building ● Expression 	<ul style="list-style-type: none"> ● Interactive discussion through sample paragraphs. ● Writing Task
<p>September</p>	<p>An Indian Train Journey</p>	<ul style="list-style-type: none"> ● read the text fluently and with correct pronunciation. ● analyse characters, theme, and ideas in the story. ● understand the story from the narrator's as well as the character's perspective. ● answer with reference to the context. ● enhance vocabulary and learn about homonyms. ● Get acquainted with the author 'Jules Verne'. 	<ul style="list-style-type: none"> ● Gist listening ● Reading and Comprehension ● Vocabulary Building ● Appreciating rich Indian Culture and tradition ● Theatre Skills ● Speaking Skills 	<ul style="list-style-type: none"> ● Group discussion. (Students recounting their experience of a train journey) ● Interactive explanation of the text ● Role Play ● Think and answer. ● Toy Pedagogy - Prepare a model of a train and place the characters inside it and change the ending of the story, 

	<p>Grammar:</p> <ul style="list-style-type: none"> Verbs 	<ul style="list-style-type: none"> understand and identify 'verbs' and its three types - action, being and possession. 	<ul style="list-style-type: none"> Identification Differentiate Application 	<ul style="list-style-type: none"> PowerPoint Presentation Written Tasks Editing Exercises Extramarks Module
October	<p>How the Little Kite Learned to Fly (For Recitation and Appreciation)</p>	<ul style="list-style-type: none"> recite the poem with the correct intonation and voice modulation. appreciate the poem. 	<ul style="list-style-type: none"> Memorisation Recitation 	<ul style="list-style-type: none"> Model Recitation Poem Enactment Toy Pedagogy- Make a model of kite and highlight the significance of self-belief and the power of resilience in overcoming obstacles.
	<p>Grammar:</p> <ul style="list-style-type: none"> Subject Verb Agreement 	<ul style="list-style-type: none"> understand how the subject and verb complement each other in a sentence. forming sentences where the subject and verb agree with each other. 	<ul style="list-style-type: none"> Identification Differentiate Application 	<ul style="list-style-type: none"> PowerPoint Presentation Written Tasks Editing exercises - Identify and correct the subject-verb agreement errors, thereby improving grammatical accuracy in writing and speaking. Extramarks Module
November	<p>Reading and Enrichment</p> <ul style="list-style-type: none"> Tenali Raman and the Red Peacock 	<ul style="list-style-type: none"> rekindle the reading habit. arouse interest of students enhance creativity. empower children with right morals and values. 	<ul style="list-style-type: none"> Reading Exploration Imagination Self Expression 	<ul style="list-style-type: none"> Silent Reading Story Narration Interactive discussion Story Enactment/ Character Depiction



	<p>Writing Task: Dialogue Completion</p>	<ul style="list-style-type: none"> ● to recollect thoughts and express them correctly. ● enhance creativity. 	<ul style="list-style-type: none"> ● Imagination ● Vocabulary Building ● Expression 	<ul style="list-style-type: none"> ● Value Education- Students will craft a facemask of Tenali Raman and discuss the positive traits learned from the lesson. ● Interactive Discussion ● Writing Task
<p>December</p>	<p>Androcles and the Lion</p>	<ul style="list-style-type: none"> ● read and understand drama as a literary genre. ● imbibe values of compassion and helping others. ● comprehend the text and answer the questions. ● enhance vocabulary and learn about similes. ● enact the fable. 	<ul style="list-style-type: none"> ● Literary Enrichment ● Theatre Skills ● Reflection 	<ul style="list-style-type: none"> ● Warm-up ● (sharing instances of being a friend in need) ● Toy Pedagogy - Pair activity Students will use puppets to enact a scene from the lesson. <div style="display: flex; justify-content: space-around; align-items: center;">   </div> <ul style="list-style-type: none"> ● Value Education- List the Values you learned from the lesson in the form of a value tree. ● Situational Conversation ● Character Description - Describe the characters using appropriate adjectives.

	<p>Grammar:</p> <ul style="list-style-type: none"> Adjectives- Degrees of Comparison 	<ul style="list-style-type: none"> identify the three degrees of adjectives. learn their usage. change the degree of the given adjective. 	<ul style="list-style-type: none"> Identification Application Spelling & Vocabulary Building 	<ul style="list-style-type: none"> Toy Pedagogy- Make flashcards to illustrate degrees of comparison and place them based on the correct degree of the adjective.  <ul style="list-style-type: none"> PPT/Videos Listening activity based on degrees of adjectives. Written Exercises-Identification of degree of a sentence, change the degree of a sentence as directed and editing tasks.
<p>January</p>	<p>These Simple Things (Poem by Ruskin Bond)</p>	<ul style="list-style-type: none"> read the poem with correct pronunciation and intonation. know about ruskin bond. appreciate and enjoy the poem. recognise the rhyme scheme in the poem. develop vocabulary. 	<ul style="list-style-type: none"> Recitation Comprehension Appreciation 	<ul style="list-style-type: none"> Warm up (inspiring journey of Ruskin Bond) Recitation by teacher and students. Explanation with the help of anecdotes Creative Writing - Write any famous or inspiring incident from Ruskin Bond's Life. Art Integration- Prepare a poster of any five things that bring happiness in your life. 

Grammar:

- Continuous Tense- Present and Past


Onomatopoeia

- understand and learn the usage of continuous tenses in spoken and written expression.
- understand the meaning of onomatopoeia.
- learn some common onomatopoeias


- Application
- Recognition
- Appreciation

- Explanation of rules with examples using PowerPoint presentation
- **Online Quiz**
- **Written Exercises-** Identification and change of tense as directed and editing
- **Speaking Activity** (Describe an event)
- Exercises


- Self-made **PPT/Video**




- **Extramarks Module**
- **Art Integration-** Comic Strip
- Students will create comic strips or illustrations depicting various sounds using onomatopoeia words.






- Exercises



<p>February</p>	<p>Prepositions Time- at, on, in Place- at, on, in Direction- after, into, at</p> <p>Reading and Enrichment</p> <ul style="list-style-type: none"> • The Pied Piper of Hamelin • Jack and the Beanstalk <p>Writing task</p> <ul style="list-style-type: none"> • Paragraph Writing 	<ul style="list-style-type: none"> • understand the function and usage of different prepositions in a sentence. • rekindle the reading habit. • arouse interest of students • enhance creativity. • empower children with the right morals and values. • write a paragraph on the given topic with the help of the hints provided. • to recollect thoughts and express them correctly. • enhance creativity 	<ul style="list-style-type: none"> • Comprehension • Application • Reading • Exploration • Imagination • Self Expression • Imagination • Vocabulary • Grammar • Expression 	<ul style="list-style-type: none"> • Toy Pedagogy- Board Games for recapitulation.  <ul style="list-style-type: none"> • Demonstration to teach about usage of prepositions of place. • Written exercises- inserting the correct preposition in a given sentence/paragraph. • Editing Exercises • Silent Reading • Story Narration • Interactive discussion • Value Education - Create a magical pouch and place flashcards inside, each highlighting a specific value learned from the lesson. • Story Enactment/ Character Depiction • Sample and guidelines to write a paragraph. • Writing task- Students will write a paragraph on the given topic using hints given. • Extramarks module to explain the components of Paragraph Writing.
<p>March</p>	<p>Experiential Learning Activities</p>			



हिंदी


पाठ्यपुस्तक	नई आशाएँ भाग -4 (पी. पी. पब्लिकेशन) नई आशाएँ भाग -4 कार्य पत्रिका (पी. पी. पब्लिकेशन) मधुर हिंदी व्याकरण तथा रचना -4 (पी. पी. पब्लिकेशन) पिटारा -4			
ध्यान दें	<ul style="list-style-type: none"> • शब्दार्थ व वाक्य रचना । • पाठ के प्रश्न - उत्तर (कविता और अपठित रूप से पढ़ाए जाने वाले पाठों के प्रश्न - उत्तर नहीं कराए जाएँगे) • पाठ के पीछे का व्याकरण • वर्कशीट • (मधुर हिंदी व्याकरण का अभ्यास प्रत्येक चक्र में आए व्याकरण विषयों के अनुसार कराया जाएगा) 			
चक्र /महीना	विषय-वस्तु	सीखने के प्रतिफल	कौशल	गतिविधि/शिक्षण युक्तियाँ
प्रथम सत्र अप्रैल	पाठ-1 जी होता चिड़िया बन जाऊँ नई आशाएँ कार्यपत्रिका पाठ -1 पिटारा पाठ -1	विद्यार्थी- <ul style="list-style-type: none"> • स्वतंत्रता का महत्त्व समझ सकेंगे । • प्रकृति के प्रति प्रेम भाव विकसित होगा । • प्रकृति की सुंदरता से अवगत होंगे । 	<ul style="list-style-type: none"> • रचनात्मकता • श्रवण कौशल • कल्पनात्मकता • सौंदर्यानुभूति 	<ul style="list-style-type: none"> • अपने घर के आस -पास दिखने वाले विभिन्न पक्षियों के नाम लिखना व उनकी विशेषताओं के विषय में जानना । • गत्ते , क्ले या रुए और कपड़े से पक्षी का मॉडल बनाना । <p>Toy Pedagogy/ Art Integration</p>  <p>https://youtu.be/hoNHUJLftw?si=wLXpnef_FKBF4a0g</p> <ul style="list-style-type: none"> • पाठ में आए कठिन शब्दों से वाक्य रचना । • दूरदर्शन पर वन्य जीवन से संबंधित कार्यक्रम देखना ।

<p>पाठ -3 मेरा बचपन</p> <p>नई आशाएँ कार्यपत्रिका पाठ -3</p>	<ul style="list-style-type: none"> • पशु - पक्षियों के प्रति प्रेम की भावना का विकास होगा। • पशु - पक्षियों के प्रति संवेदनशीलता की भावना जागृत होगी। 	<ul style="list-style-type: none"> • घटना वर्णन • पठन कौशल • चिंतन कौशल 	<ul style="list-style-type: none"> • कक्षा चर्चा - छात्र अपने बचपन की यादों को साझा करेंगे। • लेखक को पतंग उड़ाना अच्छा लगता था , आपको क्या अच्छा लगता है बनाकर दिखाना। • Art Integration 																																				
<p>मई</p> <p>व्याकरण अनुस्वार और अनुनासिक</p> <p>मधुर हिंदी व्याकरण पाठ – 1 ,2, 9</p>	<ul style="list-style-type: none"> • अनुस्वार और अनुनासिक शब्दों की पहचान कर सकेंगे व लिखित भाषा में उनका प्रयोग भी कर सकेंगे। 	<ul style="list-style-type: none"> • व्याकरणिक कौशल 	<ul style="list-style-type: none"> • व्याकरण विषय को लेकर कक्षा में खेल – स्पर्धा (शब्द पहेली) • Integrated Activity (Logical Thinking) <table border="1" data-bbox="1461 915 1854 1289"> <tr> <td>कि</td> <td>थ</td> <td>ल</td> <td>घ</td> <td>रू</td> <td>व</td> </tr> <tr> <td>त</td> <td>अं</td> <td>ग</td> <td>ब</td> <td>नं</td> <td>शौं</td> </tr> <tr> <td>हैं</td> <td>गू</td> <td>ख</td> <td>चौं</td> <td>द</td> <td>ष</td> </tr> <tr> <td>स</td> <td>र</td> <td>ही</td> <td>झ</td> <td>न</td> <td>दौं</td> </tr> <tr> <td>ना</td> <td>म</td> <td>औं</td> <td>ख</td> <td>लि</td> <td>त</td> </tr> <tr> <td colspan="3">अनुस्वार</td> <td colspan="3">अनुनासिक</td> </tr> </table>	कि	थ	ल	घ	रू	व	त	अं	ग	ब	नं	शौं	हैं	गू	ख	चौं	द	ष	स	र	ही	झ	न	दौं	ना	म	औं	ख	लि	त	अनुस्वार			अनुनासिक		
कि	थ	ल	घ	रू	व																																		
त	अं	ग	ब	नं	शौं																																		
हैं	गू	ख	चौं	द	ष																																		
स	र	ही	झ	न	दौं																																		
ना	म	औं	ख	लि	त																																		
अनुस्वार			अनुनासिक																																				

<p>जुलाई</p> <p>पाठ – 2 ईदगाह</p> <p>नई आशाएँ कार्यपत्रिका पाठ -2</p> <p>पिटारा पाठ -2</p>	<ul style="list-style-type: none"> • पाठ के माध्यम से संवेदनशीलता के भाव का विकास होगा। • बाल मन के अस्थिर स्वभाव से अवगत होंगे। • ममता के भाव को समझने की क्षमता का विकास होगा। • स्वयं के अस्थिर मन की भावनाओं पर नियंत्रण करने में सक्षम होंगे। 	<ul style="list-style-type: none"> • तार्किक चिंतन • कल्पनात्मकता • प्रत्यास्मरण 	<ul style="list-style-type: none"> • ई- सामग्री • पाठ में आए कठिन शब्दों से वाक्य रचना। • Art Integration • (ईदगाह के दृश्य का पोस्टर बनाना) 
<p>व्याकरण संज्ञा व उसके भेद</p> <p>मधुर हिंदी व्याकरण पाठ - 5</p>	<ul style="list-style-type: none"> • संज्ञा शब्दों की पहचान व प्रयोग कर सकेंगे। • संज्ञा शब्दों का भेद अनुसार वर्गीकर कर पाएँगे। 	<ul style="list-style-type: none"> • व्याकरणिक कौशल 	<ul style="list-style-type: none"> • वाक्यों में संज्ञा शब्द भरना व भेद पहचानना। • संज्ञा शब्दों की शब्द सीढ़ी बनाना। • Collaborative Activity 
<p>संयुक्ताक्षर</p> <p>मधुर हिंदी व्याकरण पाठ - 2</p>	<ul style="list-style-type: none"> • संयुक्ताक्षर व संयुक्त व्यंजन की पहचान कर शब्दों में उनका प्रयोग कर सकेंगे। • संयुक्ताक्षर वर्णों से नए शब्द बना पाएँगे। 	<ul style="list-style-type: none"> • व्याकरणिक कौशल 	<ul style="list-style-type: none"> • संयुक्ताक्षर व संयुक्त व्यंजनों व शब्दों को पहचानना व लिखना


	<p>पाठ - 4 अनोखी खोज (पठन कौशल हेतु)</p>	<ul style="list-style-type: none"> • चीजों को वैज्ञानिक दृष्टिकोण से भी देखने की समझ विकसित होगी । • सच्चाई और निडरता जैसे भावों को जीवन में उतारने के लिए तत्पर होंगे । 	<ul style="list-style-type: none"> • पठन कौशल • विश्लेषणात्मक चिंतन घटना वर्णन 	<ul style="list-style-type: none"> • Speaking Activity • विभिन्न वैज्ञानिकों के आविष्कारों से संबंधित जानकारी प्राप्त करना और उसे कक्षा में साझा करना । • Art Integration/Creative Writing • वैज्ञानिकों के चित्र चिपकना व उनकी खोजों के बारे में लिखना । 
<p>पाठ - 5 मैं तैयार हूँ</p> <p>नई आशाएँ कार्यपत्रिका</p> <p>पाठ -5</p> <p>पिटारा</p> <p>पाठ -3</p>	<ul style="list-style-type: none"> • पारिवाहिक • स्नेह को समझ सकेंगे । • स्वयं पर विश्वास कर हर समस्या का हल ढूँढ पाएँगे । • कठिन परिस्थितियों में भी दृढ़ होकर खड़े रह सकेंगे । 	<ul style="list-style-type: none"> • जागरूकता • श्रवण कौशल • पठन कौशल 	<ul style="list-style-type: none"> • Exploring , explaining and discussion • Integrated Activity • विभिन्न प्रकार के पौधे कैसे उगाए जाते हैं , विषय पर जानकारी प्राप्त कर चर्चा करना । 	
<p>व्याकरण क्रिया</p> <p>मधुर हिंदी व्याकरण</p> <p>पाठ- 10</p>	<ul style="list-style-type: none"> • क्रिया शब्दों की पहचान कर सकेंगे । • क्रिया शब्दों का वाक्यों में प्रयोग कर सकेंगे । 	<ul style="list-style-type: none"> • व्याकरणिक कौशल 	<ul style="list-style-type: none"> • क्रिया शब्दों से खेल (छात्रों को तीन दलों में विभाजित कर उनसे क्रिया शब्द बताने को कहना ।) 	


<p>अगस्त</p>	<p>पाठ - 7 रोबोट मेरा दोस्त (पठन व व्याकरण अभ्यास हेतु)</p>	<ul style="list-style-type: none"> विज्ञान के प्रति जिज्ञासा उत्पन्न होगी। वैज्ञानिक दृष्टिकोण के विकास के सोपानों को जान पाएँगे। 	<ul style="list-style-type: none"> प्रत्यास्मरण अवलोकन 	<ul style="list-style-type: none"> Speaking Activity कक्षा चर्चा (यदि आपके पास रोबोट हो तो आप उससे क्या-क्या काम कराएँगे।) 
	<p>व्याकरण विराम-चिह्न</p> <p>मधुर हिंदी व्याकरण पाठ -16</p>	<ul style="list-style-type: none"> विराम-चिह्नों की पहचान कर सकेंगे। विराम -चिह्नों का वाक्यों में प्रयोग कर सकेंगे। 	<ul style="list-style-type: none"> व्याकरणिक कौशल 	<ul style="list-style-type: none"> वाक्यों में विराम-चिह्न लगाना व पहचानना। गद्यांश में गलत विराम - चिह्नों को लगाकर देना व छात्रों को गलतियों को ढूँढ़ने को कहना।
	<p>पाठ - 8 लाजवाब उत्तर</p> <p>नई आशाएँ कार्यपत्रिका पाठ -8</p> <p>पिटारा पाठ -4</p>	<ul style="list-style-type: none"> जीवन में हास्य का महत्त्व समझ सकेंगे। सूझ - बूझ व चतुराई से काम लेंगे। स्वयं पर विश्वास करना सीखेंगे। 	<ul style="list-style-type: none"> पात्रनुसार वाचन प्रत्यास्मरण 	<ul style="list-style-type: none"> कहानी सुनाना (सूझ - बूझ से जुड़ी कोई कहानी) चुटकुले लिखना। <p>Art Integrated</p> <ul style="list-style-type: none"> चित्र बनाना 

	<p>व्याकरण सर्वनाम</p> <p>मधुर हिंदी व्याकरण</p> <p>पाठ -8</p>	<ul style="list-style-type: none"> • सर्वनाम शब्दों की पहचान कर सकेंगे। • सर्वनाम शब्दों का वाक्यों में प्रयोग कर पाएँगे। 	<ul style="list-style-type: none"> • व्याकरणिक कौशल 	<ul style="list-style-type: none"> • वाक्यों में सर्वनाम शब्द भरना व पहचानना। • गद्यांश में संज्ञा के स्थान पर सर्वनाम शब्द लिखना। “राहुल ने कहा कि राहुल कल विद्यालय नहीं आएगा, क्योंकि राहुल को कल जयपुर जाना है। राहुल, राहुल के मामा जी के घर जा रहा है क्योंकि राहुल को राहुल की नानी जी से मिलना है। राहुल की नानी जी बीमार हैं।” • “राहुल ने कहा कि कल वह विद्यालय नहीं आएगा, क्योंकि उसे कल जयपुर जाना है। वह अपने मामा जी के घर जा रहा है क्योंकि उसे अपनी नानी जी से मिलना है। उसकी नानी जी बीमार हैं।”
<p>सितंबर</p>	<p>पाठ-6 झरना</p> <p>नई आशाएँ कार्यपत्रिका</p> <p>पाठ -6</p> <p>पिटारा पाठ -5</p> <p>मधुर हिंदी व्याकरण पाठ -14</p>	<ul style="list-style-type: none"> • झरने की सुंदरता से अवगत होंगे। • हिम्मत और निडरता जैसे भावों को जीवन में आत्मसात कर सकेंगे। • झरने के माध्यम से लक्ष्य प्राप्ति की ओर बढ़ने के लिए प्रेरित होंगे। 	<ul style="list-style-type: none"> • कल्पनात्मकता • सौंदर्यानुभूति • रचनात्मकता • श्रवण कौशल 	<p>Speaking Activity</p> <ul style="list-style-type: none"> • कविता वाचन <p>Art Integrated</p> <ul style="list-style-type: none"> • चित्रकथा निर्माण (कला एकीकृत गतिविधि) झरने व उससे संबंधित चित्र इकट्ठे कर कथा का निर्माण करना। 
<p>अक्तूबर</p>	<p>पाठ - 10 शुतुरमुर्ग</p>	<ul style="list-style-type: none"> • जिज्ञासु प्रवृत्ति का विकास होगा। • चीज़ों का अवलोकन करने की क्षमता का विकास होगा। • पशु - पक्षियों के संरक्षण के लिए लोगों में जागरूकता उत्पन्न कर सकेंगे। 	<ul style="list-style-type: none"> • अवलोकन विश्लेषणात्मक चिंतन 	<ul style="list-style-type: none"> • संकेतों के आधार पर शब्द - सीढ़ी पूरी करना।


<p>व्याकरण क्रिया - विशेषण</p> <p>मधुर हिंदी व्याकरण पाठ -20</p>	<ul style="list-style-type: none"> क्रिया - विशेषण शब्दों की पहचान कर सकेंगे। क्रिया - विशेषण शब्दों का वाक्यों में प्रयोग कर पाएँगे। 	<ul style="list-style-type: none"> व्याकरणिक कौशल 	<ul style="list-style-type: none"> क्रिया व क्रिया - विशेषण का खेल क्रिया शब्दों के लिए क्रिया -विशेषण शब्द बताना: 
<p>नवंबर</p> <p>पाठ - 9</p> <p>सबका साइबर कैफ़े (पठन व व्याकरण अभ्यास हेतु)</p>	<ul style="list-style-type: none"> व्यक्तियों को तकनीक के प्रति जागरूक कर सकेंगे। आधुनिक युग में तकनीक को आगे बढ़ाने में अपना सहयोग दे पाएँगे। वैज्ञानिक दृष्टिकोण की समझ विकसित होगी। 	<ul style="list-style-type: none"> चिंतन कौशल जागरूकता प्रत्यास्मरण 	<ul style="list-style-type: none"> पाठ में आए अंग्रेज़ी भाषा के शब्द ढूँढ़ना।
<p>व्याकरण काल</p> <p>मधुर हिंदी व्याकरण पाठ -11</p>	<ul style="list-style-type: none"> काल की पहचान कर पाएँगे। वाक्यों को काल के भेदों के अनुसार लिख सकेंगे। 	<ul style="list-style-type: none"> व्याकरणिक कौशल 	<ul style="list-style-type: none"> वाक्यों का काल पहचानना व दिए गए काल के अनुसार वाक्य लिखना।
<p>पाठ 11</p> <p>बुद्धि का कमाल</p>	<ul style="list-style-type: none"> बुद्धिमत्ता व सूझ - बूझ से कठिन परिस्थितियों का सामना कर पाएँगे। दूसरों के प्रति आदर की भावना का विकास होगा। 	<ul style="list-style-type: none"> कर्तव्य बोध पठन कौशल घटना वर्णन 	<p>Toy Pedagogy</p> <ul style="list-style-type: none"> बुद्धि का कमाल कहानी को कठपुतलियों की सहायता से कक्षा में सुनाना। 

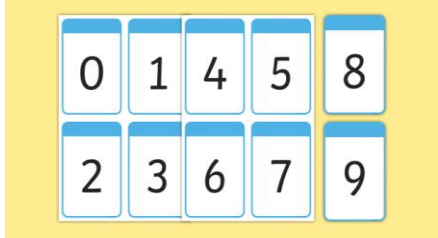

				<ul style="list-style-type: none"> गणितीय पहेली को साझा कर उसका हल निकालना। (Integrated Activity) 
	<p>व्याकरण समुच्चयबोधक</p> <p>मधुर हिंदी व्याकरण पाठ -19</p>	<ul style="list-style-type: none"> समुच्चयबोधक शब्दों की पहचान कर सकेंगे। समुच्चयबोधक शब्दों का वाक्यों में प्रयोग कर पाएँगे। 	<ul style="list-style-type: none"> व्याकरणिक कौशल 	<ul style="list-style-type: none"> वाक्यों में समुच्चयबोधक शब्द भरना व उन्हें पहचानना।
दिसंबर	<p>पाठ - 12 खेलो - कूदो, खुश रहो</p>	<ul style="list-style-type: none"> स्वास्थ्य व खेल - कूद के प्रति जागरूकता उत्पन्न होगी। पारिवारिक प्रेम के महत्त्व को समझेंगे। 	<ul style="list-style-type: none"> तर्क कौशल जागरूकता पठन कौशल 	<ul style="list-style-type: none"> यू ट्यूब पर योगासन देखना व सीखकर करना। Integrated Activity 



<p>व्याकरण कारक चिह्न</p> <p>मधुर हिंदी व्याकरण पाठ -12</p>	<ul style="list-style-type: none"> कारक चिह्नों की पहचान कर सकेंगे। कारक चिह्न व शब्दों का वाक्यों में प्रयोग कर पाएँगे। 	<ul style="list-style-type: none"> व्याकरणिक कौशल 	<ul style="list-style-type: none"> वाक्यों में कारक चिह्न भरना व पहचानना उदहारण : नरेंद्र घोड़े से गिर पड़ा। राम कार्यालय से चला गया। बड़ों को मान देना चाहिए।
<ul style="list-style-type: none"> पाठ - 13 <p>मधुच्छत्ता (कविता वाचन कौशल हेतु)</p>	<ul style="list-style-type: none"> पर्यावरण का संतुलन बनाए रखने में योगदान देंगे। पर्यावरण को संरक्षित रखने की भावना मन में जागृत होगी। जीवन में आने वाले खतरों का सामना सूझ - बूझ से करेंगे। 	<ul style="list-style-type: none"> श्रवण कौशल पठन कौशल प्रकृति प्रेम सौंदर्यानुभूति 	<p>Value Education based Activity</p> <ul style="list-style-type: none"> घर के बड़े - बूढ़ों से पर्यावरण को सुरक्षित रखने की जानकारी प्राप्त करना व कक्षा में साझा करना। 
<ul style="list-style-type: none"> पाठ- 14 <p>साङ्केन का त्योहार (व्याकरण अभ्यास व अनौपचारिक पत्र अभ्यास हेतु)</p>	<ul style="list-style-type: none"> भारतीय संस्कृति के प्रति प्रशंसनीय दृष्टिकोण बना सकेंगे। भाईचारे व आपसी प्रेम की भावना मन में जागृत होगी। भारतीय प्रदेश में मनाए जाने वाले त्योहार की जानकारी प्राप्त करेंगे। 	<ul style="list-style-type: none"> प्रत्यास्मरण तार्किक चिंतन 	<ul style="list-style-type: none"> पत्र -लेखन (अनौपचारिक पत्र का अभ्यास करना।)
<p>व्याकरण 'र' के रूप</p> <p>मधुर हिंदी व्याकरण पाठ -14</p>	<ul style="list-style-type: none"> ' र ' के विभिन्न रूपों की पहचान कर सकेंगे। ' र ' के विभिन्न रूपों का प्रयोग शब्दों में कर पाएँगे। 	<ul style="list-style-type: none"> व्याकरणिक कौशल 	<ul style="list-style-type: none"> ' र ' के विभिन्न रूपों से शब्द निर्माण


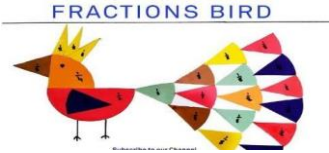
	<ul style="list-style-type: none"> • वर्ण - विच्छेद • मधुर हिंदी व्याकरण पाठ -2 	<ul style="list-style-type: none"> • स्वर और व्यंजन वर्णों में अंतर कर सकेंगे। • शब्दों का वर्ण - विच्छेद कर पाएँगे। 	<ul style="list-style-type: none"> • व्याकरणिक कौशल 	<ul style="list-style-type: none"> • वर्णों को जोड़कर शब्दों का निर्माण
जनवरी	<p>पाठ - 15</p> <p>परिश्रम का महत्त्व</p> <p>मधुर हिंदी व्याकरण पाठ -22</p>	<ul style="list-style-type: none"> • समस्या का समाधान आसानी से ढूँढ़ पाएँगे। • अपने लक्ष्य की प्राप्ति के लिए परिश्रम व धैर्य जैसे गुणों को अपनाएँगे। 	<ul style="list-style-type: none"> • पठन कौशल • घटना वर्णन • जागरूकता 	<p>Discussion (group activity)</p> <ul style="list-style-type: none"> • घर के बड़े -बूढ़ों से घरेलू नुस्खों के बारे में जानना व उन्हें कक्षा में साझा करना 
फरवरी	पाठों की पुनरावृत्ति	पाठों की पुनरावृत्ति कर वार्षिक परीक्षा की तैयारी कराना।	<ul style="list-style-type: none"> • श्रवण कौशल • पठन कौशल • व्याकरणिक कौशल 	<ul style="list-style-type: none"> • पाठ्यक्रमानुसार सभी विषयों की पुनरावृत्ति करना
मार्च	रचनात्मक गतिविधियाँ			

Maths

Maths				
BOOK	Mathematics Class – 4 (CES Publications)			
NOTE:	<ol style="list-style-type: none"> Worksheets available on the school website will be discussed in the class after the completion of each topic. Weightage would be given to Project Work and Activities conducted at the end of each cycle. 			
Month	Content	Learning Outcomes	Skills	Teaching Methodology/Activities
April	Unit 1: Place Value and Numbers (Pages 1 – 21)	<p>The learner will learn to:</p> <ul style="list-style-type: none"> read and write 5- and 6-digit numbers using the Indian place value system. expand numbers in different ways. compare given numbers – ascending order and descending order. form numbers using given digits. 	<ul style="list-style-type: none"> Logical thinking Application 	<ul style="list-style-type: none"> Cheque Activity - Students will make a check and write the amount in two ways: numerically and in words by using number names.  <ul style="list-style-type: none"> Explanation using e-content <p>Video: https://www.youtube.com/watch?v=u8rVXZ1XARE</p> <p>Toy Pedagogy</p> <ul style="list-style-type: none"> Formation of numbers using number cards <p>Using Number Cards (0 to 9) students will form -</p> <ul style="list-style-type: none"> Largest 6-digit number Largest 5-digit even number Smallest 6-digit odd number Smallest 5-digit number

<p>May</p>	<p>Unit 2: Addition and Subtraction (Pages 22 -37)</p>	<ul style="list-style-type: none"> recall the properties of addition and subtraction. add and subtract 5- or 6-digit numbers with or without regrouping solve word problems based on addition 	<ul style="list-style-type: none"> Exploration Logical Thinking Problem Solving 	<p><u>Toy pedagogy</u></p> <ul style="list-style-type: none"> Toy pedagogy will be used where students use physical objects like flash cards, coins, or counters to demonstrate addition and subtraction.  <ul style="list-style-type: none"> Students will understand the concept of the smallest and largest digits with the help of flashcards.
<p>July</p>	<p>Unit 3: Multiplication (Pages 38 – 45)</p>	<ul style="list-style-type: none"> observe number patterns and recall the properties of multiplication multiply the given numbers orally by 10,100 and 1000 develop different algorithms to multiply by 2-digit numbers\ solve word problems based on multiplication 	<ul style="list-style-type: none"> Critical thinking Application Problem solving 	<p><u>Art Integrated Activity</u></p> <ul style="list-style-type: none"> Bill Making Activity Students will make a bill on an A4 size sheet by two mathematical operations and decorate it.  <ul style="list-style-type: none"> Explanation using e-content Video: https://www.youtube.com/watch?v=7CXOLYX_k-4

<p>August</p>	<p>Unit 4: Division (Pages 46 - 57)</p>	<ul style="list-style-type: none"> ● explore the division facts. ● divide the given numbers orally by 10,100 and 1000. ● perform division of given numbers ● establish relation between dividend, divisor, quotient and remainder. ● solve word problems based on division 	<ul style="list-style-type: none"> ● Understanding ● Application ● Problem solving 	<p>Solving problems based on real life situations.</p>										
	<p>Unit 6 : Data Handling (Pages 71 - 75)</p>	<ul style="list-style-type: none"> ● learn to read and interpret the given data. ● be able to draw pictograph and tally marks. ● understand the importance of key while drawing a pictograph. 	<ul style="list-style-type: none"> ● Observation ● Collection ● Presentation ● Analysing 	<ul style="list-style-type: none"> ● Collecting and representing data Students will collect data, such as favorite fruits and preferred outdoor activities, and represent the data.  <table border="1" data-bbox="1583 618 1976 781"> <thead> <tr> <th>Name of the fruits</th> <th>Number of fruits</th> </tr> </thead> <tbody> <tr> <td>Mangoes</td> <td>4</td> </tr> <tr> <td>Apples</td> <td>6</td> </tr> <tr> <td>Bananas</td> <td>5</td> </tr> <tr> <td>Oranges</td> <td>4</td> </tr> </tbody> </table>	Name of the fruits	Number of fruits	Mangoes	4	Apples	6	Bananas	5	Oranges	4
Name of the fruits	Number of fruits													
Mangoes	4													
Apples	6													
Bananas	5													
Oranges	4													
	<p>Unit 7 : Multiples and Factors (Pages 76 – 90)</p>	<ul style="list-style-type: none"> ● understand the properties of multiples and factors. ● find multiples and factors of a given number. 	<ul style="list-style-type: none"> ● Application ● Critical thinking ● Problem solving 	<p>Toy pedagogy</p> <ul style="list-style-type: none"> ● FACTIPLES <p>Board game on properties of multiples and factors (Questions based on properties of multiples and factors).</p> <p>Students will form groups of 4.</p> <p>Each student turn wise will roll the dice and answer the question based on the number the dice lands on. The correct answer will make him proceed in the game board.</p> <p>The student who reaches the finishing number will be the winner.</p> 										

<p>September</p>	<p>Unit 5: Geometry (Pages 58 - 70)</p>	<ul style="list-style-type: none"> • The definition of a point, line, line segment, ray, collinear and non-collinear points. 	<ul style="list-style-type: none"> • Analysing • Interpretation • Comprehension 	<p>Art Integrated Activity</p> <ul style="list-style-type: none"> • Bindi activity for Collinear and Non-collinear points  <p>Students will cut strips of paper. They will paste Bindis of different colours to show Collinear & Non-collinear points.</p>
<p>October</p>	<p>Unit 8: Fractions (Pages 91 - 110)</p>	<ul style="list-style-type: none"> • read and write part of a whole as a fraction. • understand different types of fractions. • compare and arrange the given fractions in ascending as well as descending order. • understand the concept of equivalent fractions. 	<ul style="list-style-type: none"> • Observation • Application • Problem solving 	<p>Art Integrated Activity</p> <ul style="list-style-type: none"> • Fraction Bird Activity <p>Students will make a fraction bird on an A4 size sheet where the bird's body will represent the whole, and its wings can be divided into fractional parts.</p>  <ul style="list-style-type: none"> • Explanation using e-content. <p>Video: https://www.youtube.com/watch?v=HcQOSw_313A</p>

November

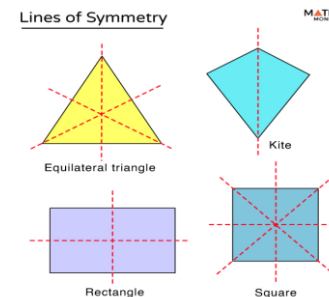
**Unit 9: Symmetry and Patterns
(Pages 111- 115)**

- identify geometrical patterns based on symmetry.
- draw line of symmetry.
- observe and extend the geometrical patterns through mirror images and reflections.
- observe and generalize the patterns involving shapes, numbers and objects.
- identify and draw tiling or tessellation patterns.


- Observation
- Critical thinking
- Application

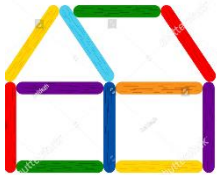

Art Integrated Activity


- Finding the line of symmetry(s) of a square, rectangle and circle by paper folding
- Students will draw the shapes of different objects and shapes, then they will draw the symmetrical line.




- Students will draw two tessellation patterns.




<p>December</p>	<p>Unit 10: Measurement (Pages 116 - 130)</p>	<ul style="list-style-type: none"> recall commonly used units of measurement (length, mass and capacity) convert different units of length, mass and capacity from higher units to lower units. addition and subtraction of units of measurement of length, mass and capacity 	<ul style="list-style-type: none"> Comparison Observation Application Problem solving 	<ul style="list-style-type: none"> Measuring the length of different objects available in the classroom surroundings. Students to compare the lengths of different objects and identify which objects are longer or shorter. <p><u>Activity - Measuring Shapes</u></p> <ul style="list-style-type: none"> With the help of ice cream sticks make two rectilinear figures (hut, kite, etc.) Measure each side of the figure made by you Note down your findings on an A4 sheet and calculate the perimeter of each shape. 
<p>January</p>	<p>Unit 11: Perimeter (Pages 131 - 141)</p>	<ul style="list-style-type: none"> understand the concept of perimeter of different shapes/objects. solve word problems based on perimeter. 	<ul style="list-style-type: none"> Understanding Critical thinking Application 	<ul style="list-style-type: none"> Finding perimeter of Mathematics textbook and notebook.  <ul style="list-style-type: none"> Students will measure the perimeter of different objects with thread and write the lengths on an A4 size sheet Explanation using e-content. <p>Video: https://www.youtube.com/watch?v=EGESag4JDjo</p>

<p>February</p>	<p>Unit 12 : Time (Pages 142 - 149)</p>	<ul style="list-style-type: none"> ● recall the concept of reading time, a.m. and p.m. ● understand and analyze the relation between 12-hour time and 24-hour time. ● convert 12-hour time to 24-hour time and vice versa. ● solve word problems based on time. ● addition and subtraction of units of down the timings according to 12-hour time. 	<ul style="list-style-type: none"> ● Time management ● Analytical Skills ● Problem solving 	<p><u>Toy pedagogy</u> A game of recording time of an activity using a clock/watch according to 12-hour time and converting it according to 24-hour time and vice versa.</p> <p><u>Art Integrated Activity</u> Students will make a clock toy and solve real life situations based on duration of time.</p>  <ul style="list-style-type: none"> ● Explanation using e-content <p>Video: https://www.youtube.com/watch?v=uFKaqPPtB3s</p>
<p>March</p>	<p>Experiential Learning Activities</p>			

Social Studies

BOOK	My Big Book of Social Studies (Ratna Sagar)			
Month	Content	Learning Outcomes	Skill	Teaching Methodology/Activities
April	Ch-1 I Love My India	The students will be able to: <ul style="list-style-type: none"> • locate India on the world map. • differentiate various physical features of India. • locate the water bodies that surround India and our neighbors on the map of India. 	<ul style="list-style-type: none"> • Observation • Identification • Classification • Hands-on learning • Awareness 	<ul style="list-style-type: none"> • Explanation through eLearning content, PPT, and videos <p> https://youtu.be/OzN7Ma13A1Q?feature=shared https://youtu.be/j7HzY6iBWm4?feature=shared </p> <p>Art Integration</p> <ul style="list-style-type: none"> • On the political map of India mark: - Water bodies and Neighbouring countries <div style="text-align: center;">  </div> <ul style="list-style-type: none"> • Explanation through eLearning content through extra marks modules, PPT, and videos <p> https://youtu.be/H6JuHL58kXU?feature=shared </p>

	<p>Chapter 8 - Our Agriculture (oral discussion)</p>	<ul style="list-style-type: none"> • define terms such as agriculture, pesticides horticulture, etc. • understand the importance of agriculture. • differentiate between food and cash crops and identify states where these are grown. • understand the importance of agriculture and list down cash crops and food crops. 	<ul style="list-style-type: none"> • Understanding • Observation • Identification • Classification • Critical Thinking • Awareness • Life skills • Hands-on Learning 	<p><u>Toy Pedagogy</u></p> <p>With the help of clay, students will make 1 cash crop and 1 food crop and present them in a small basket.</p> <div style="text-align: center;">  </div>
<p>May</p>	<p>Ch-7 Our Soils (Oral Discussion)</p>	<ul style="list-style-type: none"> • understand the process and formation of soil. • differentiate types of soil • define terms such as manure, lava rock, alluvial soil, and humus. • analyse the reason behind soil erosion. • learn various types of steps taken to prevent soil erosion. 	<ul style="list-style-type: none"> • Understanding • Observation • Identification • Classification • Critical Thinking • Awareness • Hands-on learning 	<ul style="list-style-type: none"> • Explanation through eLearning content through extra marks modules, PPT, and videos <p>https://youtu.be/uhRolllYYA4?feature=share</p> <p><u>Toy Pedagogy</u></p> <p>With the help of the game (My Country, my soil) students will identify which soil is found in which state.</p>
<p>July</p>	<p>Chapter 2 – The Northern Mountains</p>	<ul style="list-style-type: none"> • learn about the extent of the mountains and the hill ranges in India. • recall the names of the parallel ranges of the Himalayas. 	<ul style="list-style-type: none"> • Understanding • Observation • Identification • Classification 	<ul style="list-style-type: none"> • Explanation through eLearning content through extra marks modules, PPT, and videos <p>https://youtu.be/W6v0KHuT0d0?feature=share</p>

Chapter – 3
Northern and Coastal Plains

- identify flora and fauna and know the life of the people.
- describe three ranges of the Himalayas and the climatic conditions here, and also understand the lifestyle of the people living here.

- define terms.
- understand the formation of plains.
- recall the names of states that lie in the region.
- learn about the lifestyle of people.
- mark the northern and coastal plains on the map and understand why the soil of the northern plains is so fertile.

- Understanding
- Observation
- Identification
- Classification
- Critical Thinking
- Hands-on learning

Art Integration

- Mark the states that lie in the mountain region on the political map of India.



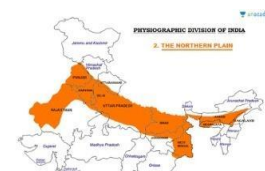
- Explanation through eLearning content through extra marks modules, PPT, and videos



<https://youtu.be/2eit8arQ6yg?feature=share>



<https://youtu.be/jLdbx8OBhIQ?feature=share>


Art Integration

Mark the state that lies in northern and coastal plains and also mark western and eastern ghats on political map of India



	<p>Chapter 11 Our Natural Resources (Oral Discussion)</p>	<ul style="list-style-type: none"> • define natural resources. • introduction to different natural resources • differentiate between renewable and non-renewable natural resources. 	<ul style="list-style-type: none"> • Understanding • Observation • Identification • Classification • Critical Thinking • Awareness 	<p><u>Toy Pedagogy</u> With the help of clue, students will identify the state and fill the bucket clue.</p> <ul style="list-style-type: none"> • Explanation through eLearning content through extra marks modules and PPT <p><u>Art Integrated</u></p> <p>Poster making – theme ‘Save Water’</p> 
<p>August</p>	<p>Chapter -4 The Western Desert</p>	<ul style="list-style-type: none"> • understand the extent of the thar desert. • define terms. • life of the people • locate the thar desert on the map and learn about the lifestyle of the people living there. 	<ul style="list-style-type: none"> • Understanding • Observation • Identification • Classification • Critical Thinking • Awareness • Hands-on learning 	<ul style="list-style-type: none"> • Explanation through eLearning content through extra marks modules, PPT, and videos. <p>https://youtu.be/5AQjZKRdvZ4?feature=shared</p> <p><u>Art Integration</u></p> <p>Mark and label the Thar Desert on the Political map of India.</p> 

	<p>Chapter- 12 Our Forest (Flip Learning)</p>	<ul style="list-style-type: none"> • tell the importance of forests and their products. • differentiate between afforestation and deforestation. • understand the features of each forest. • recognise forests yet another natural resource and the importance of forests for the whole animal kingdom and to maintain the balance on the earth. 	<ul style="list-style-type: none"> • Understanding • Observation • Identification • Classification • Critical Thinking • Awareness 	<ul style="list-style-type: none"> • Explanation through eLearning content through extra marks modules, PPT, and videos <p>https://youtu.be/AHSVt6vQ3pM?feature=shared</p> <p><u>Toy Pedagogy and Art Integration</u></p> <p>Making Face Masks of animals found in Indian forest.</p> 
<p>September</p>	<p>Chapter- 19 Local Self-Government and Cities (Oral Discussion)</p>	<ul style="list-style-type: none"> • define civic amenities. • understand three levels of government and working. • understand the role of local governing bodies. 	<ul style="list-style-type: none"> • Understanding • Observation • Identification • Classification • Awareness 	<ul style="list-style-type: none"> • Explanation through eLearning content through extra marks modules, PPT, and videos <p><u>Subject Integration</u></p> <p>Role play - Imagine you are the sarpanch of your class. Design a set of rules to be implemented for your classmates.</p> <p><u>Toy Pedagogy</u></p> <p>Students will make 3D flow chart on Levels of Rural administration of cities.</p> 

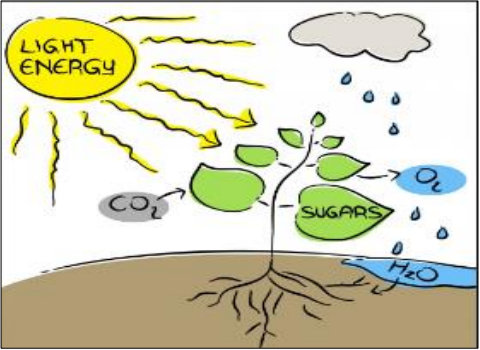

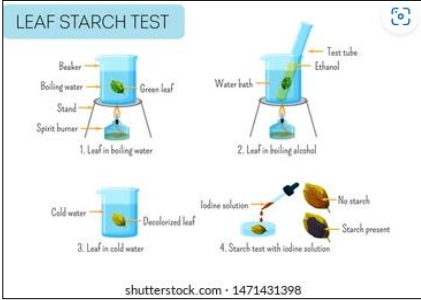
	<p>Chapter- 16 The Age of Exploration (Oral Discussion)</p>	<ul style="list-style-type: none"> • learn about explorers. • understand the motives of explorers for undertaking the expedition. • define terms. • understand the contribution of explorers. • describe the contribution of the explorers to the world and trace the routes taken by different explorers 	<ul style="list-style-type: none"> • Understanding • Observation • Identification • Classification • Critical Thinking • Awareness 	<ul style="list-style-type: none"> • Explanation through eLearning content through extra marks modules, PPT, and videos https://youtu.be/sGeXtUZQScs?feature=shared <p>Art Integration Draw ant one instrument used by the sailor to find their way in the sea.</p>  <p>Subject Integration Speak few lines on anyone explorer as mentioned in the lesson.</p>
<p>March</p>	<p>Experiential Learning Activities</p>			

General Science

BOOK	Living Science Book 1 and 2 (Ratna Sagar) Part - 4		
-------------	---	--	--

Month	Content	Learning Outcomes	Skill	Teaching Methodology/Activities
April	Ch-1 Food and Digestion	<p>Students will be able to:</p> <ul style="list-style-type: none"> define balanced diet. know and identify the various nutrients present in food. describe the functions of various nutrients present in food. understand how digestion takes place in the human body. illustrate with the help of a diagram the human digestive system. recognize different ways to preserve food. 	<ul style="list-style-type: none"> Identification Life Skill Classification Application Critical Thinking 	<ul style="list-style-type: none"> Group activity based on identification of nutrients present in a food item. <div data-bbox="1444 397 2011 636" data-label="Diagram"> </div> <ul style="list-style-type: none"> Showcasing and enlisting different methods of food preservation through picture pasting. <div data-bbox="1434 846 2024 1151" data-label="Image"> </div>

<p>May</p>	<p>Ch-4 The Right Clothes to Wear (oral discussion)</p>	<ul style="list-style-type: none"> state why we need clothes. know about different kinds of materials used for making clothes. select clothes according to different weather. list ways how to take care and store clothes. 	<ul style="list-style-type: none"> Observation Identification Decision-Making 	<ul style="list-style-type: none"> Scrapbook – Pasting different fabrics used in different seasons. Miniature Dress of any one fabric.
<p>July</p>	<p>Ch-8 Animals: How Life Goes on (oral discussion)</p> <p>Ch-2 Teeth and Microbes</p>	<ul style="list-style-type: none"> understand animals need to reproduce. know the different ways by which animals reproduce. appreciate the parental care given by animals to their young ones. observe the developmental stages in the life cycle of a cockroach and a butterfly. understand the importance of teeth. know and identify the various kinds of teeth as well as their parts. learn about harmful microbes and how to take care of teeth. 	<ul style="list-style-type: none"> Observation Creativity Understanding Application Identification Collaborative learning 	<ul style="list-style-type: none"> Model of Life Cycle of Butterfly using discarded things. Activity based on identification of the type of teeth and their function. (Board Game – Toy Pedagogy) Poster on Care of Teeth (Art Integrated Learning) E – Content (Extramarks Module)


<p>August</p>	<p>Ch-6 Plants: Preparing and Storing Food</p>	<ul style="list-style-type: none"> • illustrate with the help of a diagram the process of photosynthesis in green leaves. • understand how different plants are grown from different parts of plants. • understand the importance between plants and animals and the energy flow between them. • learn about the importance of programmes like van Mahotsav. 	<ul style="list-style-type: none"> • Understanding • Application • Empathy towards nature 	<ul style="list-style-type: none"> • Diagrammatic presentation of photosynthesis. (Art Integrated Learning)  <ul style="list-style-type: none"> • Chart making on depiction of interdependence between plants and animals with the help of pictures. (Value Education)  <ul style="list-style-type: none"> • Demonstration of Starch Test. (Hands-on Learning) 
----------------------	--	--	--	---

**Ch-7
Plants: Living and
Surviving**

- learn to classify plants according to their habitats.
- know and analyze how plants are affected by their surroundings.
- understand how plants of the grass family are useful to us.

- Classification
- Application
- Analysis

- Nature Walk – Taking a nature walk to observe the diversity of plants and their characteristics.
- Discuss adaptation of plants to survive in different environments.
- Virtual Exploration of different biomes.



September

**Ch-9
Animals: Living
and Surviving**

- learn to classify animals according to their habitats and feeding habits.
- describe and interpret the importance of adaptations among animals.
- understand and enumerate the different ways in which animals protect themselves.

- Classification
- Interpretation
- Communication

- Role Play on different animals using appropriate props. **(Performing Arts)**
- Activity related to adaptive features of plants and animals based on their habitat.



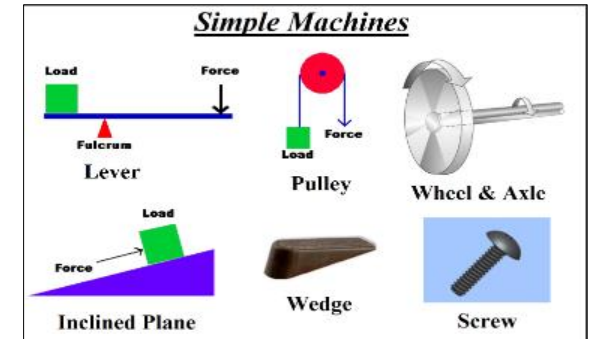
October

**Ch-10
Force, Work and
Energy**


- define force, work and energy.
- list the types of forces.
- understand the application of force.
- identify whether work has been done or not in a given situation.
- understand what energy is and its forms as well as uses.
- learn about simple machines and their applications in everyday life.



- Understanding
- Application
- Identification
- Classification

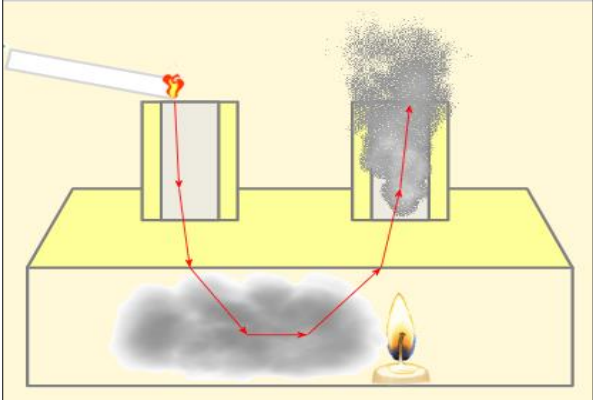
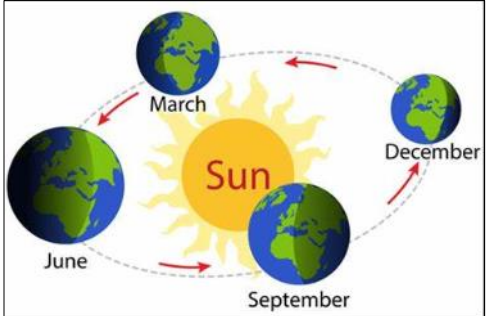
- Identification of the kind of force involved through a list of activities/situations.
- Pasting/Drawing Pictures of different types of simple machines.




- Working model of any one simple machine. **(Toy Pedagogy)**



<p>November</p>	<p>Ch-3 Safety First (oral discussion)</p>	<ul style="list-style-type: none"> • define first aid. • understand how accidents happened at different places like home, school, road, playground/swimming pool and how accidents can be avoided. • list the ways to deal with emergencies at home, school and on the road 	<ul style="list-style-type: none"> • Understanding • Application • Collaborative thinking • Personal safety and social responsibility 	<ul style="list-style-type: none"> • Assemble a first aid kit.  <p>Brainstorming and class discussion on issues related to road safety. (Value Education)</p>
<p>December</p>	<p>Ch-5 Solids, Liquids and Gases</p>	<ul style="list-style-type: none"> • define matter, solute, solvent, and solution. • understand that matter exists in three states. • identify different states of matter. • list and compare the properties of different states of matter. • understand solute, solvent and solution. 	<ul style="list-style-type: none"> • Understanding • Identification • Application 	<ul style="list-style-type: none"> • Demonstration of existence of three states of matter using things from daily life. • Sorting and picture pasting on classification of solid, liquid and gas. • Demonstration of miscible and immiscible liquids using liquids of different density. 

	<p>Ch-12 Air, Water and Weather</p>	<ul style="list-style-type: none"> • make sense that the sun causes changes in weather. • explain the formation of air currents. • restate in own words the formation of sea breeze and land breeze. • illustrate with the help of a diagram the formation of sea breeze and land breeze. • understand and list the factors on which rate of evaporation depends. • generalize conditions for different forms of precipitation. • list and summarize methods of purification of water. • define water table and take how underground water collects. 	<ul style="list-style-type: none"> • Understanding • Application • Communication • Critical Thinking • Inference making • Information literacy 	<ul style="list-style-type: none"> • Demonstration of formation of air currents. (Toy Pedagogy)  <ul style="list-style-type: none"> • Hands on experiment with wet handkerchiefs, dryers etc. (Hands-On Learning) • Demonstration of sedimentation, decantation, filtration.
<p>January</p>	<p>Ch-11 The Earth and Its Neighbours</p>	<ul style="list-style-type: none"> • define star, planet, satellite, solar system. • differentiate between stars and planets rotation and revolution. • know and learn interesting facts about the planets in the solar system. • distinguish different layers of the earth. • state the formation of volcanoes. • explain how seasons are formed. • list festivals that are linked to the seasons. 	<ul style="list-style-type: none"> • Inquisitiveness • Understanding • Communication 	<ul style="list-style-type: none"> • Diagrammatic representation of day and night and how seasons are formed.  <ul style="list-style-type: none"> • Role Play: Theatre in Education based on Solar System.

<p>February</p>	<p>Ch-13 A Clean World (oral discussion)</p>	<ul style="list-style-type: none"> ● describe how our environment affects us. ● identify the causes of environmental pollution and its effects. ● differentiate between biodegradable waste and non- biodegradable waste. ● list ways to prevent pollution. 	<ul style="list-style-type: none"> ● Understanding ● Communication ● Identification ● Critical thinking ● Collaborative learning ● Life Skill 	<ul style="list-style-type: none"> ● Picture pasting on how to reduce air, water and land pollution. ● Brainstorming and Class Discussion. ● Collage on Pollution. (Art Integrated Learning) 
<p>March</p>	<p>Experiential Learning Activities</p>			

**Co Scholastic Syllabus
Class IV
(Session 2024-25)**

Art Education Book – Art Express (Art and Craft Book 4)	
	First Term
April	<ul style="list-style-type: none"> • Colour Wheel, Basic shapes in 3D • Art Express Book Page no. 4, 5
May	<ul style="list-style-type: none"> • Nature study, Cartoon drawing • Art Express Book Page no. 6,7 • Art Express Book Page no.8 to 18(summer Vacations)
July	<ul style="list-style-type: none"> • Dot painting, Geometrical design, Rainy season • Art Express Book Page no.19,20
August	<ul style="list-style-type: none"> • Raksha Bandhan celebration, Independence Day, Fruit basket with black and white patterns in the background • Art Express Book Page no. 21,22
September	<ul style="list-style-type: none"> • Poster making on Say no to pollution, Poster making on Say no to plastics, Teachers Day card • Art Express Book Page no. 22,23
	Second Term
October	<ul style="list-style-type: none"> • Dusshera celebration, Face of Lord Buddha, Slogan writing • Art Express Book Page no. 24,25
November	<ul style="list-style-type: none"> • Diwali (cards/ Diyas/ drawing), Winter Season, pencil shading objects • Art Express Book Page no. 26,27
December	<ul style="list-style-type: none"> • Christmas celebrations, New Year card, Bookmarks • Art Express Book Page no. 28,29
January	<ul style="list-style-type: none"> • Lohri/ Makarskranti, Republic Day, Warli Art • Art Express Book Page no. 30,31
February	<ul style="list-style-type: none"> • Madhubani Art, Kite flying • Art Express Book Page no. 32,33, 34,35,36 • Underwater scene, My imaginary space world • Art Express Book Page no.
March	<ul style="list-style-type: none"> • Experiential Learning Activities
Computers IT Planet: Code AI PLUS (IV) Windows 10 with office 2019 (Publisher: PMP Planet)	
	First Term
April	<ul style="list-style-type: none"> • Chapter 1: Computer – Inside the System Unit
May	<ul style="list-style-type: none"> • Chapter 2: Personalizing Windows

	<ul style="list-style-type: none"> • Start Button and Start Menu • Switching Between Running Apps
July	<ul style="list-style-type: none"> • Chapter 2: Personalizing Windows • Multiple Desktops • Lock Your Computer • Settings App Adjusting the Volume
August	<ul style="list-style-type: none"> • Chapter3: Word- Table and Mail Merge
September	<ul style="list-style-type: none"> • Chapter4: PowerPoint- Creating Presentation
	Second Term
October	<ul style="list-style-type: none"> • Chapter 5: Internet – Surfing & Security
November	<ul style="list-style-type: none"> • Chapter 6: Algorithm and Reasoning
December	<p>Chapter 7: More about Scratch 3</p> <ul style="list-style-type: none"> • Computer Language • Introduction to Scratch • Starting Scratch • Project: Make the Cat a Draw Circle • Saving a Project
January	<p>Chapter 7: More about Scratch 3</p> <ul style="list-style-type: none"> • Working with two Sprites • Using Operators in Scratch • Applying conditions in Scratch • Project: <ul style="list-style-type: none"> ✓ Newton's Law of Gravity ✓ Dancing Sprite • Moving sprites
February	<ul style="list-style-type: none"> • Chapter 8: AI in Smart Homes
March	<ul style="list-style-type: none"> • Experiential Learning Activities
	Dance
	First Term
April	<ul style="list-style-type: none"> • Basic Knowledge About Kathak & 8
May	<ul style="list-style-type: none"> • Classical Dance Form of India
July	<ul style="list-style-type: none"> • Kathak -Namaskar • -Tatkar

August	<ul style="list-style-type: none"> • Theme Based Dance (Independence Day)
September	<ul style="list-style-type: none"> • Footwork With 2 Hand Movements • Revision
	Second Term
October	<ul style="list-style-type: none"> • Folk Dance
November	<ul style="list-style-type: none"> • Fundamental Knowledge About Chhau Dance (Part-1)
December	<ul style="list-style-type: none"> • Free Style Dance Movements
January	<ul style="list-style-type: none"> • Free Style Dance Movements
February	<ul style="list-style-type: none"> • Asamayukta Hasta Mudra • Folk Dance
March	<ul style="list-style-type: none"> • Experiential Learning Activities
	GK Do You Know? (Book 4) by Cambridge University Press
	First Term
April	Unit I: My Country <ul style="list-style-type: none"> • State Facts • Indian Maestros • Current Cabinet • First Females • Rulers of India • Natural Wonders of India
May	Unit II: Around the World <ul style="list-style-type: none"> • Continents and Countries • Water on Earth • Around the World. • Money Matters
July	Unit II: Around the World <ul style="list-style-type: none"> • In the Spotlight • Sobriquets • Track Them • Fly High • Natural Disasters Unit – III : Environment and the World of Science <ul style="list-style-type: none"> • All About Eclipses • Computer Trivia • Scientists and Their Contributions • States of Matter • Body Trivia • Robot Mania

August	Unit IV: The World of Plants and Animals <ul style="list-style-type: none"> • Beak Tales • Look-Alikes • Aquatic Life • Polar Habitat
September	Unit V: Art and Literature <ul style="list-style-type: none"> • Literary Felicitations • Mythical Creatures • Movie Genres
	Second Term
October	Unit V: Art and Literature <ul style="list-style-type: none"> • Lead the Way • Art to the Rescue • Light Camera Action
November	Unit VI: Grammar and Language <ul style="list-style-type: none"> • Coining New Words • Rhythm of Repetition • Prefixes and Suffixes • Adverbs and Adjectives • Making Words • Colour Talk
December	Unit VII: Sports and Games <ul style="list-style-type: none"> • Hockey Trivia • Swimming Strokes • Inspiring Sport Stars • Indians at the Olympics • I Play • Football Game Plan • Warming Up • Indian Sports Awards • Extreme Sports
January	Unit VIII: Moral Values and Life Skills <ul style="list-style-type: none"> • A Small Step • Lessons in a Story • Non Verbal Communication • When in Public.....

February	Unit IX: Mind Games <ul style="list-style-type: none"> • Brain Teasers • Acronyms • Logic Please! • Fun with Numbers • Mental Maths • Sudoku • Spot the Difference • Hide-and-Seek
March	<ul style="list-style-type: none"> • Experiential Learning Activities
Music	
	First Term
April	<ul style="list-style-type: none"> • New Prayer • National Anthem
May	<ul style="list-style-type: none"> • Alankaar of different phrases.
July	<ul style="list-style-type: none"> • Patriotic Song / Motivational Song
August	<ul style="list-style-type: none"> • About Musical Terms: Aaroh Avroh Pakad • National Song
September	<ul style="list-style-type: none"> • Folk Song of Any State of India • Assessment
	Second Term
October	<ul style="list-style-type: none"> • Devotional Song - Bhajan, • Vandana, Shabad (Any one)
November	<ul style="list-style-type: none"> • Knowledge of Musical Terms: Sathai Antara
December	<ul style="list-style-type: none"> • Christmas Carol
January	<ul style="list-style-type: none"> • Kehrwa Taal with Full Description: Bol Sam Taali Khali Vibhag

February	<ul style="list-style-type: none"> • Biography: Sangeet Samrat Mian Tansen Pandit Vishnu Narayan Bhatkhande (Any One) • Varna Meaning and Its Types : Sathai Aarohi Avrohi Sanchari
March	<ul style="list-style-type: none"> • Experiential Learning Activities
Physical Education	
	First Term
April	<p>Importance of Warming up and Limbering Down</p> <ul style="list-style-type: none"> • Neck exercise • Arms exercise • Waist exercise • Legs exercise • Ankle exercise <p><u>LIMBERING DOWN</u></p> <ul style="list-style-type: none"> • Slow walk • Bend forward/backward • Some stretching exercise • Deep Breathing
May	<p><u>Jumping and Balancing Exercises</u></p> <ul style="list-style-type: none"> • Warming up • Skipping • Twisting • Jumping jacks • Ski-hops • High knee action • Burpees • Lateral side leg jump • Flamingo Balance (one leg) • Book balance on head • Balance on toes

July	<p><u>Circuit Exercises</u></p> <ul style="list-style-type: none"> • Run in Place • Skipping • Run in Place • Twisting • Run in Place • Jumping jacks • Run in Place • Ski-hops • Run in Place • Burpees • Run in Place • Squats
August	<p><u>Skipping</u></p> <ul style="list-style-type: none"> • Simple bounce • Side straddle (crossing legs) • One leg cross jump • Backward skipping
September	<p><u>Ball Relay Races</u></p> <ul style="list-style-type: none"> • Tunnel ball • Arch Ball • Arch and tunnel ball • Sitting arch ball
	<u>Second Term</u>
October	<p><u>Basketball (Basic Skills)</u></p> <ul style="list-style-type: none"> • Dribbling - Low dribble and High Dribble • Passing - Chest Pass and Bounce Pass
November	<p><u>Athletics</u></p> <ul style="list-style-type: none"> • Standing Broad Jump • Compass Run • Slalom run (Zigzag) • Hurdles • Ball Throw
December	<p><u>Mini Kho-kho</u> <u>Chasing skills</u></p> <ul style="list-style-type: none"> • Sudden change of direction • Tapping • Fake kho

	<ul style="list-style-type: none"> • Giving kho Running Skills <ul style="list-style-type: none"> • Zig Zag • Dodging
January	Athletics <ul style="list-style-type: none"> • Hop, step and jump • Running • Shuttle run • Ball throw • Skipping
February	Relay Races <ul style="list-style-type: none"> • Tunnel ball • Arch Ball • Arch and tunnel ball • Sitting arch ball
March	<ul style="list-style-type: none"> • Experiential Learning Activities

YOGA

Term I			<ul style="list-style-type: none"> • Yoga – Meaning and Definition • Tadasana (Palm Tree Pose) • Vajrasana (Thunderbolt Pose)
April			
May			<ul style="list-style-type: none"> • Triyak Tadasana (Thunder Bolt Pose) • Yogic Mantra & Prathna • Aahar - Significance
July			<ul style="list-style-type: none"> • Yogic Sukshma Vyayam (Warm-up Exercises) • Sil/ Sukshma Vyayam • Yoga Asanas – Meaning and Benefits
August			<ul style="list-style-type: none"> • Shashankasana (Hare Pose) • Bhujangasana (Cobra Pose)
September			<ul style="list-style-type: none"> • Utkatasana (Chair Pose) • Uttanasana (Standing Forward Bending)
Term II			<ul style="list-style-type: none"> • Pranayam (Kapalbharati, Breathing Exercise) • Personal and General Hygiene
October			
November			<ul style="list-style-type: none"> • Gomukhasana (Cow's Face Pose) • Shashankasana (Hare Pose) • Bhujangasana (Cobra Pose)

December			<ul style="list-style-type: none"> • Yoga – Aath Ang • Hand Mudras (Chin Mudra, Gyan Mudra)
January			<ul style="list-style-type: none"> • Padadhirasana (Breath Balancing Pose) • Om Chanting Meditation • Hasta Mudrayein - Benefits
February			<ul style="list-style-type: none"> • Pranayama • Pada Prasar Paschimottanasana (Leg's Spread Stretch) • Hasta Pada Angashthasana (Finger to Toe Stretch) • Pranayama (Sheet Kali Pranayama) • Learning of School Prayer, National Anthem, and other Prayers
March	<ul style="list-style-type: none"> • Experiential Learning Activities 		