

22 April 2020

Dear Parent,

We are pleased to announce that Bal Bharati Public Schools have developed their In-House School Management Software. As a parent you will get access to a Parent Portal where you can log in and view details regarding your ward.

At present the following features have been rolled out:

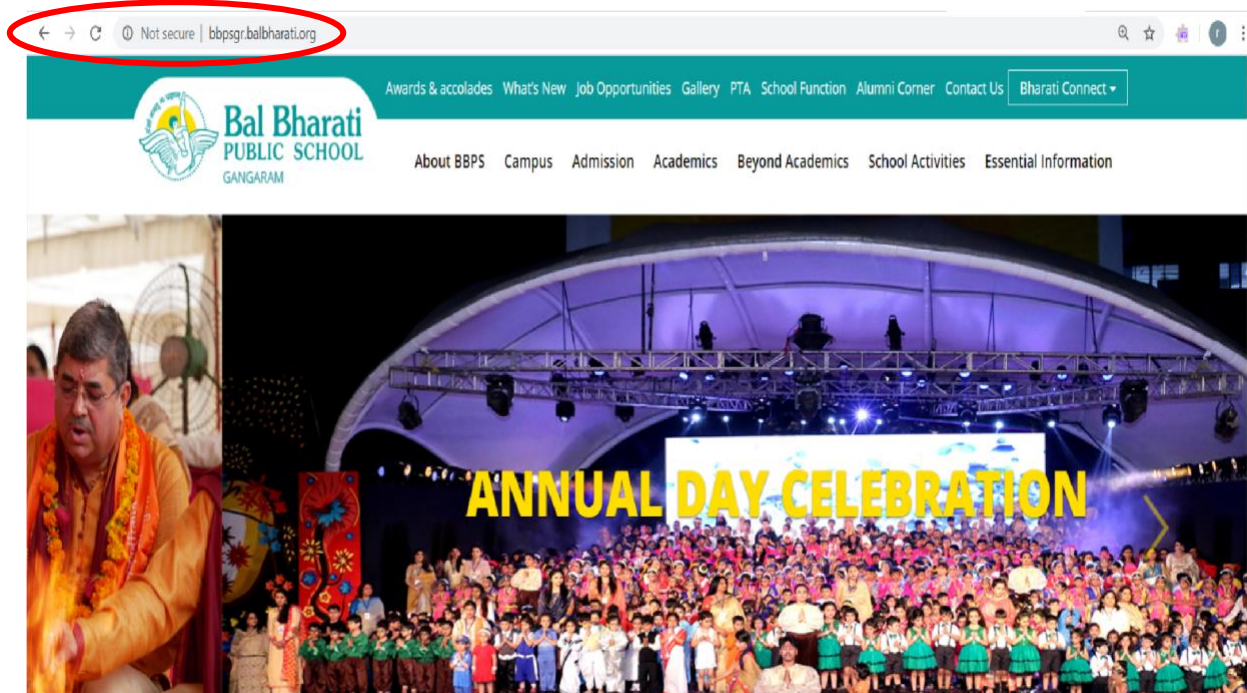
1. Student Details
2. Fee Module
 - a. Fee Slip (A copy of Fee Slip of the quarter)
 - b. Fee Details (shows the total fee amount in a quarter)
 - c. Fee Receipt (after the fee has been realized)
3. Library Module (to view the details of books issued to and returned by your ward)
4. Notice Board
 - a. Circulars
 - b. List of Holidays
 - c. Exam Schedule
 - d. PTM Schedule

In near future we plan to add the following features also:

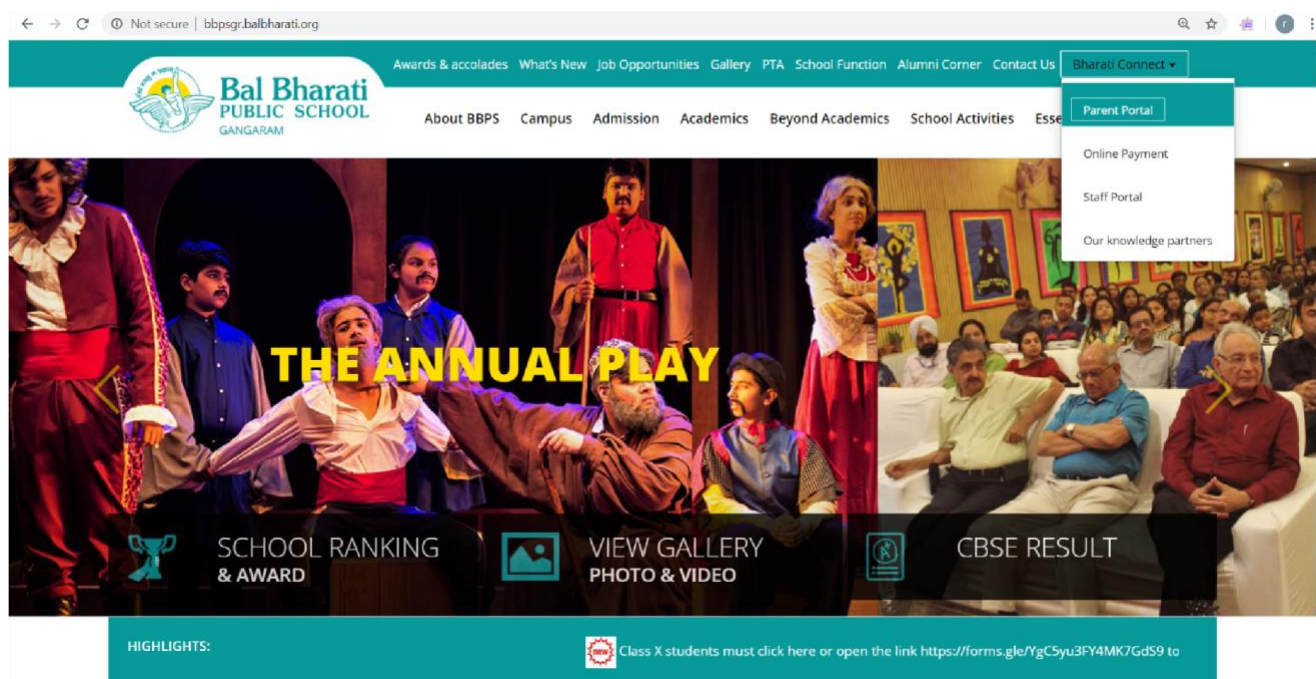
1. Homework
2. Assignment
3. Attendance
4. School Calendar
5. Report Card

The steps to visit the Parent Portal are as follows:

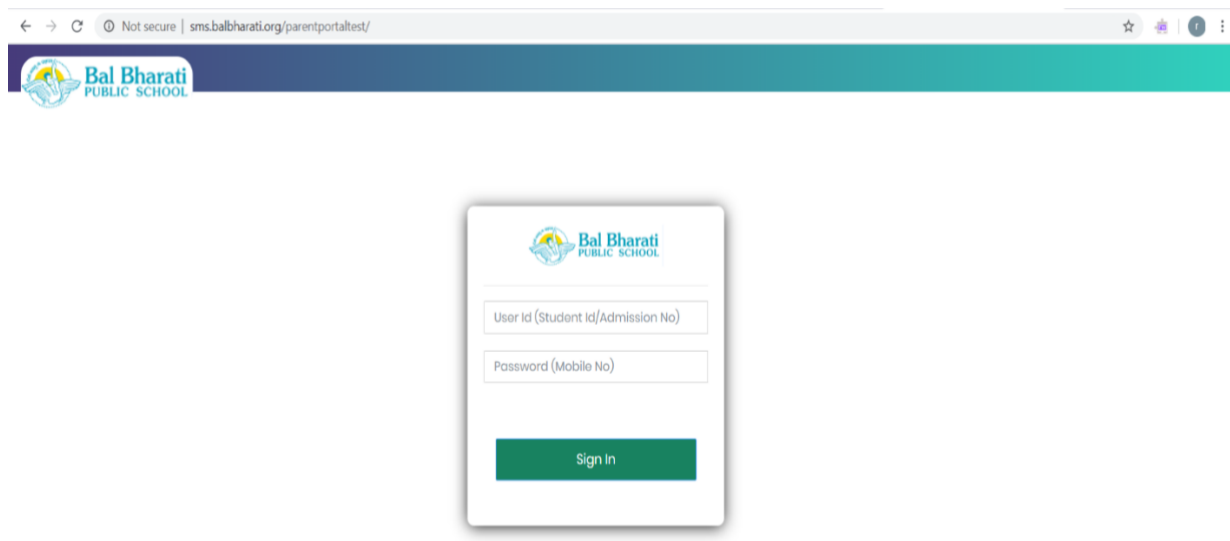
1. To access parent portal, visit the school website (bbpsgr.balbharati.org).



2. Click on “**Bharati Connect**” menu on the top right side and then click on the “[Parent Portal](#)”.



3. On clicking ([Parent Portal](#)) you will be directed to the following page:



4. You need to log in via Admission No. (i.e.147XX-13) / Student Id (5147XX, here '5' has been prefixed which is our school code, to the first part of the admission number).
The password is the Father's/Mother's mobile number registered in the school records.

5. Once you are logged in to the “**Parent Portal**” you will be able to view the Student Details Page.

The screenshot shows the 'STUDENT DETAILS' page of the Bal Bharati Public School - GRHM Parent Portal. The page has a teal header with the school logo, a navigation menu on the left, and a main content area. The main content area contains a form with the following fields:

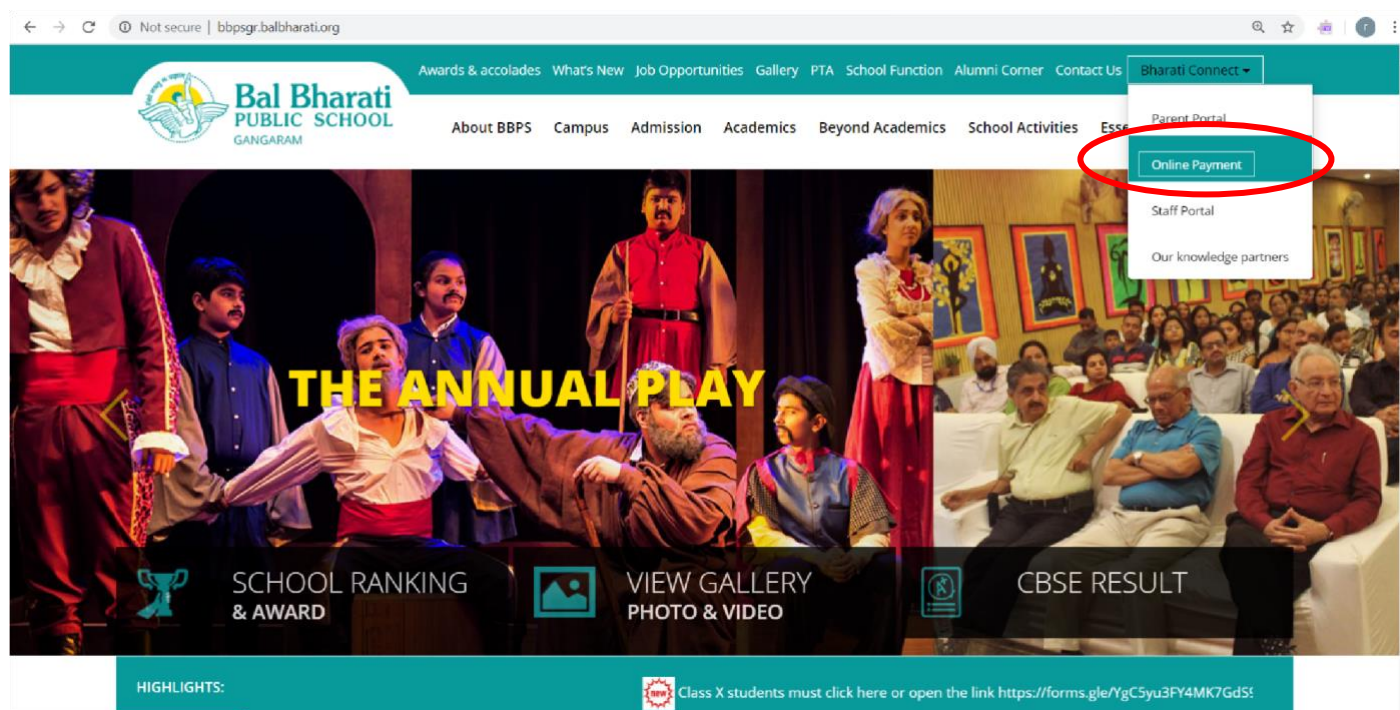
Student Id :	XXXXX
Student Name :	XXXXX
Admission No :	XXXXX
Roll No :	XXXXX
Birth Date :	DD-MM-YY
Class :	X
Section :	X
Batch :	2020-2021

Below this is a section for contact and route information:

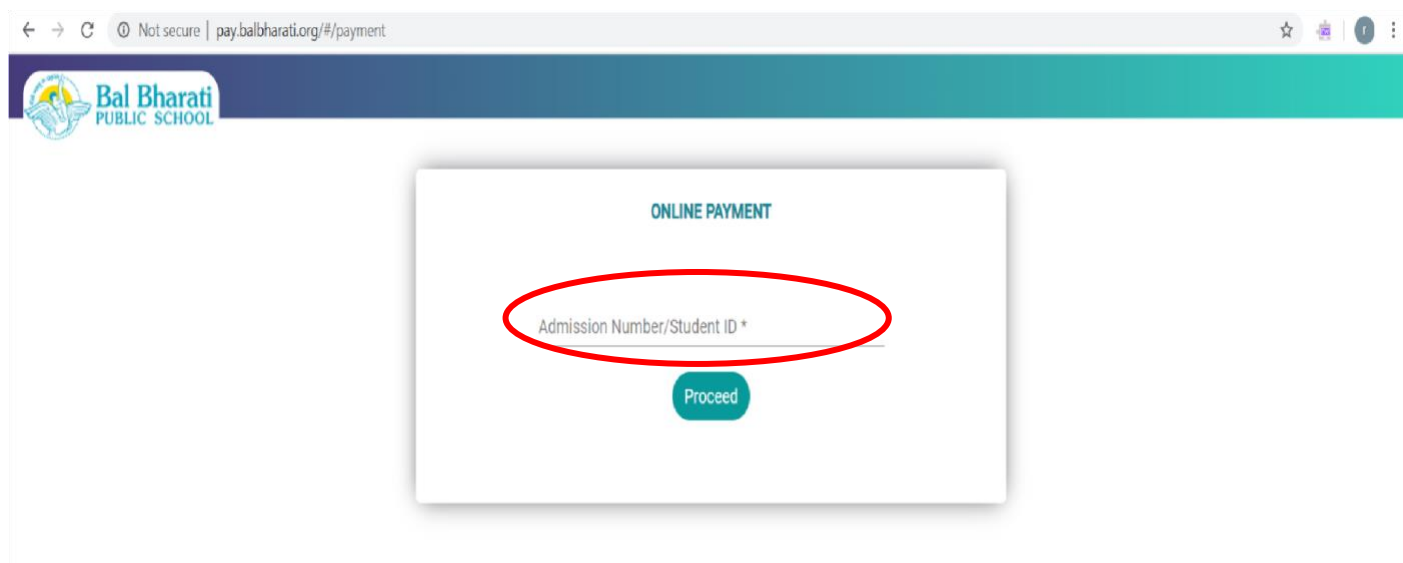
Gender :	M / F	Blood Group :	XXXXX
Father Name :	XXXXX	Father Mobile No :	XXXXX
Mother Name :	XXXXX	Mother Mobile No :	XXXXX
Father Email :	xyz@abc.com	Mother Email :	xyz@abc.com
Route Onward :		Route Return :	
Bus Stop Onward :		Bus Stop Return :	
Mobile :	XXXXX		
Address :	XXXXX		

A placeholder box labeled 'PHOTO' is located to the right of the first section.

6. You can also pay the Fee Online by clicking on the “[Online payment TAB](#)” under “**Bharati Connect**”.



7. Once clicked you will be forwarded to the following page:



← → ↻ Not secure | pay.balbhharati.org/#/payment

Bal Bharati
PUBLIC SCHOOL

ONLINE PAYMENT

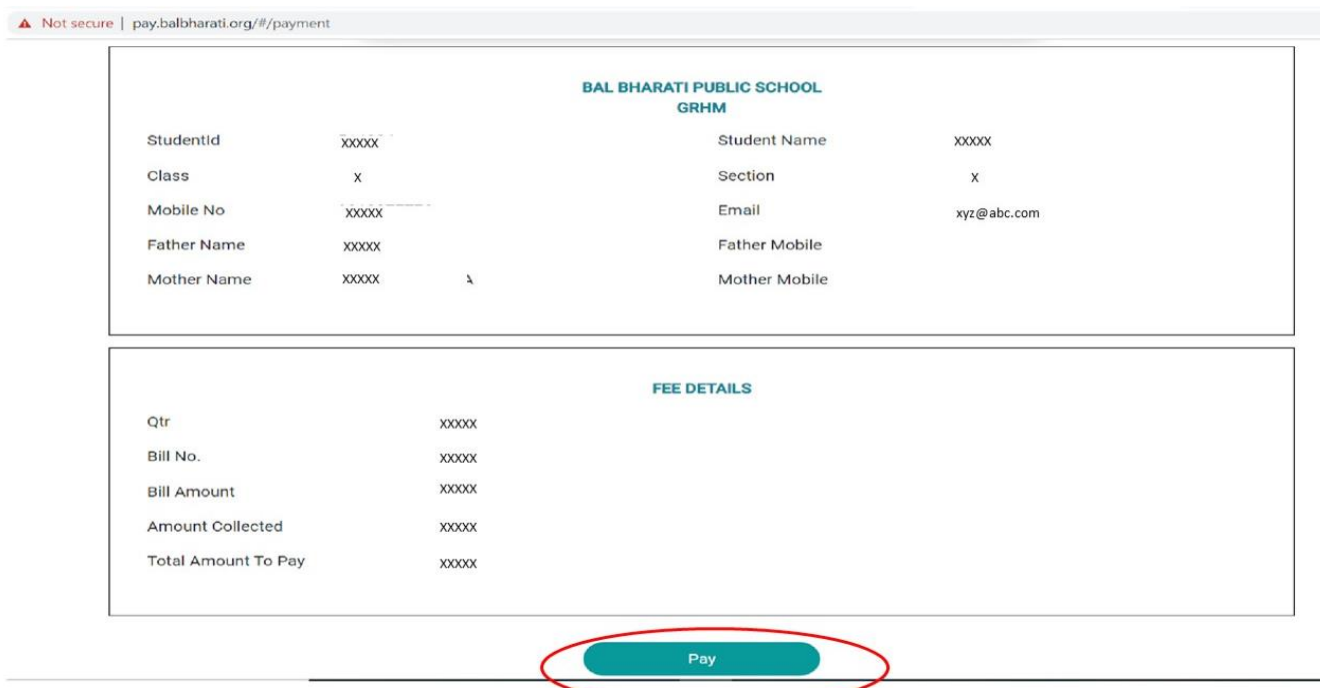
Admission Number/Student ID *

Proceed

Use the Admission No. (i.e.147XX-13) / Student Id (5147XX, here '5' has been prefixed which is our school code, to the first part of the admission number) to log in. You will be directed to the page from where online payment can be made.

Click on the **PROCEED** button to view your ward's Fee Details.

8. For making Online Payment of the Fee, click on **"Pay"** button.



⚠ Not secure | pay.balbhharati.org/#/payment

BAL BHARATI PUBLIC SCHOOL
GRHM

StudentId	XXXXX	Student Name	XXXXX
Class	X	Section	X
Mobile No	XXXXX	Email	xyz@abc.com
Father Name	XXXXX	Father Mobile	
Mother Name	XXXXX	Mother Mobile	

FEE DETAILS

Qtr	XXXXX
Bill No.	XXXXX
Bill Amount	XXXXX
Amount Collected	XXXXX
Total Amount To Pay	XXXXX

Pay

9. When we click on **“Pay”** button it directs to Payment Process Screen .

- Choose the Payment Mode – Credit Card/ Debit Card/ Net Banking
- Once Payment mode is selected you need to fill complete details like Card no, Date, CVV to complete the Payment process.
- After entering all the details click on **“Make Payment”** button.

secure.ccavenue.com/transaction/transaction.do?command=initiateTransaction

BAL BHARATI PUBLIC SCHOOL GANGARAM

db_1

English

Payment Information

Credit Card > Card Number

Debit Cards

Expiry Date Month Year CVV

Net Banking

EMI Options

As per RBI's directive, w.e.f March 16, 2020, any Indian debit/credit card not yet used for online e-commerce will be blocked for all online transactions. In case of such failure, please contact your card issuing bank to enable online usage.

I agree with the [Privacy Policy](#) by proceeding with this payment.

INR 30550.00 (Total Amount Payable)

Make Payment **Cancel**

ORDER DETAILS

Order #: 5000016

Order Amount 30550.00

Total Amount **INR 30550.00**

Powered by

10. After clicking on **Make Payment Button** it will ask for OTP to verify and complete the payment.

11. After providing OTP and clicking on **“Submit the payment”** it takes back to the main screen with details of payment.

12. You can check the Parent Portal to view the Fee Receipt once the payment has been made.

In case of any query, please write to us – parentportal@gr.balbhharati.org

Regards

Laksh Vir Sehgal

Principal

BBPS – GRHM

Parent Portal Instructions